

To the Lord Mayor and
Members of Dublin City Council

Report No. 140/2018
Report of the Chief
Executive



Comhairle Cathrach
Bhaile Átha Cliath
Dublin City Council

Annual Report and Accounts 2017

In accordance with Section 221 of the Local Government Act 2001, attached is a draft of the Annual Report and Accounts 2017

Owen P. Keegan
Chief Executive
17th May 2018

Contents:

Lord Mayor's Welcome	included in Final Report
Chief Executive's Welcome	included in Final Report
Members of Dublin City Council 2017	included in Final Report
Senior Management Team	included in Final Report

Introduction**Departments:**

- Chief Executive's Office
- Housing and Community Services
- Environment and Transportation
- Planning and Property Development
- Culture, Recreation and Economic Services
- Information Systems
- Human Resources and Corporate Services

Glossary of Terms**Financials:**

- Introduction to Annual Financial Statements
- Statement of Accounting Policies
- 2017 Annual Financial Statements

Appendices:

1. Members of Strategic Policy Committees
2. Activities of the Strategic Policy Committees
3. Dublin City Council Performance
4. Dublin City Council Development Contributions Scheme
5. Conferences and Seminars
6. Dublin City Council Recruitment Competitions
7. Members of Dublin City Council's Joint Policing Committees
8. Corporate Plan 2015 -2019 - Progress Report 2017.

Introduction:

Dublin City Council is the largest Local Authority in Ireland, covering an area of 11,761 hectares with a resident population of 553,165 (Census 2016).

It is one of 4 local authorities in the Dublin Region which has a wider population of 1.345 million which equates to 28% of the national population and is the administrative and political capital of Ireland housing the national government and President of the state.

The work of the Council is overseen by a governance structure which comprises the Lord Mayor of Dublin, the 63 Elected Members and the 7 Chairs of the Strategic Policy Committees (SPC's).

Our Vision and Strategic Themes

During 2017, Dublin City Council continued to deliver high quality services to the people of Dublin city and has worked hard to strengthen and develop the unique characteristics of Dublin city and enhance its standing as the best place in which to be, to live, to work, to do business and to enjoy.

The corporate themes set out in this report reflect the themes set out in the 2015 -2019 Corporate Plan and they indicate the broad range of activity that is undertaken by the City Council.

The 3 themes are:

- **The place TO LIVE**
- **The place TO BE**
- **The place FOR BUSINESS**

Activities are carried out in the physical infrastructure works area such as the provision and maintenance of housing and roads infrastructure and also in the areas of arts, sports, recreation, events, leisure, tourism and social services including libraries, sports facilities, parks, community development and housing welfare services. The City Council also provides fire, emergency response and safety services for the Dublin Region through Dublin Fire Brigade and has a key role in enforcement and compliance, planning, building control and environmental matters.

CHIEF EXECUTIVE'S OFFICE

Civic Receptions

- On Tuesday 4th April 2017, a Civic Reception was held at the Mansion House to mark the State Visit of the President of Croatia H.E. Ms. Kolinda Grabar-Kitarovic. The costs incurred by the City Council in relation to the Civic Reception were €2,302.79.
- On Monday 18th September 2017, a Civic Reception was held in the Round Room at the Mansion House to mark the victory of the Dublin Senior Mens Team in the All-Ireland Football Final. The costs incurred by the City Council in relation to the Civic Reception were €19,822.69.
- On Tuesday 26th September 2017, a Civic Reception was held in City Hall to mark the victory of the Dublin Ladies Senior Team in the All-Ireland Final Football Final. The costs incurred by the City Council in relation to the Civic Reception were €6,778.50.
- On Monday 9th October 2017, a Civic Dinner was held in the Round Room at the Mansion House to mark the visit of the Lord Mayor of London Dr. Andrew Parmley. The costs incurred by the City Council in relation to this Dinner were €31,249.00.

Lord Mayor's Awards

The 2017 Lord Mayor's Awards were presented to:

- Ellen Keane – in recognition of her outstanding achievements in the world of sport and in turn encouraging young people to realise their true potential.
- Cumann Lúthchleas Gael, Coiste Atha Cliath (Dublin GAA County Board) – in recognition of the many volunteers, both young and old, who take a positive, proactive role in helping build strong and vibrant communities throughout Dublin.
- Joe Duffy – for providing an opportunity to those who may not have their voice heard to speak up against issues of concern and in turn contributing to a more transparent, fairer society.
- The Workers of Dublin – in recognition of their historic and continued contribution to a fairer society which has enabled Dublin to become more inclusive and a better place to both live and work.

The presentations were made on Wednesday 14th June 2017 at a Gala Dinner hosted by the Lord Mayor Brendan Carr in the Round Room at the Mansion House. The cost incurred in relation to these awards was €60,472.75.

Payments to Members of Dublin City Council

Annual Councillors' Expenses	€ 488,143
Allowance paid to Chairpersons of Strategic Policy Committees	€ 36,000
Lord Mayor's Allowance	€ 50,055
Deputy Lord Mayor Allowance	€ 3,372
Members' Representational Payments	€ 21,907

City Council Meetings

Monthly Meetings	11
Budget Meetings	1
Special Meetings	5
Annual Meeting	1
Protocol Committee	9

Corporate Policy Group (CPG)

The Corporate Policy Group comprises the Lord Mayor, the 7 Chairpersons of the Strategic Policy Committees and the Chair of the Local Community Development Committee. The CPG is supported by the Chief Executive. The role of the CPG includes advising and assisting the Elected Council in the formulation, development, monitoring and reviewing of policy for Dublin City Council. However, full decision-making authority remains with the Elected Council. The CPG may also make proposals for the allocation of business between Strategic Policy Committees and for the general co-ordination of such business.

There were 11 meetings of the CPG in 2017.

Among the items considered by the CPG at their meetings were:

- Update by Chairs of SPCs on the business of their SPCs
- Local Economic & Community Plan Update

Membership & Attendance of CPG January 2017 – December 2017:

Member	Meetings Eligible to Attend	Meetings Attended	% Meetings Attended	Comment
Andrew Montague	11	10	91%	
Brendan Carr	7	2	29%	Term as Lord Mayor ended in June 2017
Ciarán Cuffe	11	7	64%	
Mícheál MacDonncha	4	3	75%	Elected Lord Mayor in June 2017
Naoise Ó Muiri	11	9	82%	
Paul McAuliffe	11	8	73%	
Deirdre Heney	5	3	60%	Appointed Chair of Economic Development and Enterprise SPC in June 2017
Ruairi McGinley	11	7	64%	
Daithi Doolan	11	10	91%	
Rebecca Moynihan	7	6	86%	Stood down as Chair of Culture, Recreation and Economic Services SPC in September 2017
Vincent Jackson	4	2	50%	Appointed Chair of Culture, Recreation and Economic Services SPC in September 2017

Bye-Laws

The following Bye-Laws were made by Dublin City Council in 2017:

- Dublin City Council Control of On-Street Stationless Bicycle Hire Bye-Laws 2017

Media Relations

In 2017, The Media Relations Section had a busy year responding to over 1,600 queries from print, broadcast and online media channels. Many of these issues were complex and drew on different areas of expertise. This involved working closely with all Departments in the City Council to ensure that responses were well-informed and reflected our corporate plan objectives.

During the year, over 300 newspaper adverts were placed, covering statutory notices, information campaigns and event promotion. The section managed two very successful advertising campaigns. The 'Make Way Dublin' campaign which was championed by the then Lord Mayor, Brendan Carr, and the 'Think Don't Tag' campaign which was an initiative of the South East Area Office. Both campaigns were delivered by Media Relations through our advertising partners.

During 2017, the office worked closely with the City Council's Events section, key external agencies, organisations and event partners, to promote events in the City. Public relations advice for events was provided, including many key international events held in Dublin. These included St. Patrick's Festival, Cruinniú na Cásca, Dublin International Literary Award, Women's Rugby World Cup, Bram Stoker Festival, Dublin at Christmas Programme and the NYF Dublin Festival.

Communications:

The Dublin City Council website www.dublincity.ie acts as a portal for members of the public to find information about the many services Dublin City Council provides. The website also allows members of the public to carry out the following:

- Report issues like potholes, illegal dumping and other issues in the public domain
- Pay for certain services
- Download application forms

Below you will find the Google Analytics report for the website for 2017:

Number of Sessions	3,052,122
Number of Page Views	12,572,304
% New Visits	54.44%
% Return Visits	45.56%
Average Time on Site	00:02:08

Most Popular Pages

- Homepage
- Planning Search
- Libraries
- Current Vacancies
- Motor Tax
- Temporary Road Closures
- Parking in Dublin

Tweet Day 2017

This Twitter initiative by Dublin City Council occurred on 7th March 2017. This is a national event with local authorities all around the country taking part. The purpose is to engage with the public, to allow staff to share the work they do on a daily basis and to highlight the variety of services provided by local authorities. The Twitter hashtags used were #OurCouncilDay and #ÁrLáSaChomhairle. On the day there were 5,473 tweets from 1,481 contributors with 2.7 million accounts reached.

Smart City Progress Report 2017

Dublin City Council (through the Smart Dublin programme – a collaboration of the four Dublin local authorities) has had a number of successful outcomes during 2017. The Smart Dublin programme was initiated to ensure that Dublin takes full advantage of some of the big tech trends that are transforming how we live and work. These trends include Mobile, Cloud Computing, the Internet of Things (IOT), Big Data, Machine Learning and Artificial Intelligence. One of the main concepts is to turn our city challenges into opportunities for

innovation, addressing areas such as traffic congestion and mobility, how we respond to extreme weather events, improving energy efficiency and environment performance for example. At the centre of this is also how we improve citizen engagement and drive more efficient service delivery.

2017 finished on a positive note with 'Smart Dublin' nominated for the Smart City of the Year Award at the Smart City Expo and World Congress in Barcelona and up to €1 million euro funding made available to create new opportunities for start-ups and entrepreneurs.

Dublin City Council in partnership with Smart Dublin and Enterprise Ireland are supporting entrepreneurs to solve city challenges and are delivering one of the largest smart city innovation programmes globally. This programme is being delivered through Enterprise Ireland's Small Business Innovation Research programme (SBIR). During 2017 four challenges were launched to source solutions to help scale up cycling, address illegal dumping, better monitor flooding risk across Dublin and make it easier for people to get around the city. To date 23 companies have benefitted from funding of between €12,500 and €25,000 each as well as working alongside local authority teams to design and pilot their solutions across Dublin generating new opportunities to scale their solutions internationally.

A key achievement has been the development of the Smart Docklands initiative. Smart Docklands is Dublin's new smart city testbed, with the aim of becoming the most connected business and living district in the world. With a strong focus on connectivity and use cases; driven by engagement with large tech companies, start-ups, researchers and innovators, it will act as a platform to leverage world-class and cutting-edge technology to Ireland. This district will showcase what can happen when a city district develops the level of sensor density and connectivity to make a significant jump in the quality of life for all the people of the area.

The Smart Docklands District, with its density of new builds, global tech companies, smart assets and range of connectivity options, provides a unique platform for SMEs and entrepreneurs to develop new and innovative solutions that will transform the way our cities operate. It will also serve as a model for many other areas as they adopt the smart city solutions that work best for their unique circumstances.

Protected Disclosures

Dublin City Council received three protected disclosures in 2017 and these were addressed in accordance with Dublin City Council's Protected Disclosure Procedure.

Transformation Unit

The Transformation Unit is responsible for developing and implementing a programme of change and transformation in the organisation, working closely with all departments. The transformation programme aims to ensure that services are delivered in the most effective way for citizens and in the most efficient way for the organisation.

Customer & Service Delivery Improvement

During 2017, a number of initiatives designed to improve our customer service and service delivery were led by the Transformation Unit, working with key internal departments. These included:

Development of the Annual Service Delivery Plan for 2018

Background research and consultation for the preparation of a new Customer Service Action Plan, including Your Dublin Your Voice, Councillor and Staff surveys, to identify good practice and areas for improvement

Development and piloting of a Service Catalogue for the organisation that makes it easier for customers to navigate and access our services

Project development of new services such as an online facility for booking City Council venues, events and spaces

Establishment of a cross-departmental Organisational Change Network to promote and exchange information on change initiatives happening across the City Council

Depot Consolidation Project – North City Operations Depot

During 2017 plans for the proposed new North City Operations Depot (NCOD) at St Margaret's Road, Ballymun were significantly advanced. An Integrated Design Team was appointed in April to design the new depot campus and, throughout the year, the Design Team and the Transformation Unit worked closely with the operations departments to determine their requirements for the new Depot. A planning application was lodged with Fingal County Council in December 2017 and planning permission was granted in February 2018.

The NCOD will provide over 600 staff with high quality, modern office and welfare facilities and purpose-built shared stores and workshops and ancillary facilities. The new depot campus will provide essential services such as roads and traffic maintenance, waste management, housing maintenance, surface water and flooding services and public lighting services to the north city. A new civic amenity recycling centre is also being proposed adjacent to the new depot.

DCC BETA

In September 2017, DCC BETA was reactivated and housed within the Transformation Unit. BETA is the City Council's live mechanism for imagining, testing and implementing ways to improve the experience of life in the Capital. During 2017, the groundwork and processes for rolling out and testing projects was developed:

The DCC BETA web-site was updated and enhanced to include the creation of an online suggestion portal

The criteria and process for identifying and selecting potential BETA projects was refined and a framework of project types – Strategic, City Challenge and Quick Trickle – was developed which will be used in 2018 to help develop and prioritise projects for trial.

The City Challenge for 2018 – Waste Management and Illegal Dumping - was selected through a consultative process with staff and management.

HOUSING AND COMMUNITY SERVICES

2017 proved to be both a successful and productive year for Housing and Community Services in Dublin City Council, despite the many challenges continuing to face us. Housing and Community Services consistently work towards the delivery of social housing for people who are unable to provide accommodation from their own resources.

Dublin City Council has maximised the supply and availability of suitable accommodation and will continue to do so through increased collaboration with Approved Housing Bodies (AHBs) and the continued acquisition and construction of social housing.

Housing Need

In 2017 a total of 1,158 applicants and their families, moved in to homes provided through the City Council, with 483 of these lettings going to homeless persons and families. Approximately 41% of all these homes were provided through Approved Housing Bodies. A further 479 people and families transferred over this period resulting in a total of 1,637 allocations over the year. By year end 2017, there were 19,390 individuals and households on the housing list.

A Multi-Agency Operations Group was established in February 2016, to be the key driver in the planning, design and allocation of accommodation for people with disabilities. In 2017, 267 allocations were made to persons with disabilities which equates to 16.3% of the total lettings. The City Council has also made a commitment, to allocate a minimum of 5% of total allocations to people with a disability.

In 2017, Dublin City Council and Approved Housing Bodies (AHBs) provided units for an additional 823 households through construction, Part V, acquisition and leasing programmes. The Housing Strategy has stressed the continued important role of the Private Rented Sector. At the end of 2017, there were 1,264 tenancies under the Rental Accommodation Scheme (RAS) and 87 tenancies under the Long Term Leasing Initiative.

The Annual Traveller Count 2017 saw an increase of traveller families in the Dublin City Council administrative area increase by 39 to 736. 148 houses in eight group housing schemes and 91 bays in five halting sites provided traveller specific accommodation to 239 families.

In 2017 the Traveller Accommodation Unit processed 1,115 maintenance calls.

Housing Finance

During 2017 Dublin City Council collected just over €78.3m in rental income.

In 2017 Dublin City Council achieved a 66.4% collection rate which amounted to €21.1m with total arrears of €10.7m.

Dublin City Council is highly dependent on exchequer funding for capital grants and increasingly for revenue funding associated with social housing, leasing and the rental accommodation scheme (RAS).

While the situation with mortgage loan repayments is more difficult, the Council achieved a 66.1% collection rate which amounted to €21.1m with total arrears of €11.3m.

The Mortgage to Rent Scheme (MTR) has proved to be a good option for certain borrowers who are at risk of losing their home and would wish to remain there without the threat of repossession and disruption to their family. To date, 239 homeowners have completed applications for MTR and these are now tenants of Dublin City Council, while a further 70 cases are going through the Mortgage to Rent Process.

Housing Stock

Voids Management

Housing Maintenance managed the refurbishment of approximately 900 vacant properties in 2017. The following property types were refurbished in 2017:

Property Type	Number Refurbished
House	265
Apartment	330
Senior Citizen	281
Total	876

Housing Maintenance also continued with its programme of adapting and extending properties for tenants with disabilities. 251 adaptations to our housing stock were completed in 2017. These include:

- 15 extensions
- 43 stair lifts
- 33 ramps
- 142 low/level access showers
- 18 internal adaptations to include hoists, entry systems etc.

A further 252 recommendations from Occupational Therapists to provide rails, flooring and other small alterations to Dublin City Council dwellings were carried out in 2017.

Older Persons Citywide Bedsit Amalgamation Programme

The amalgamation works include an energy retrofit upgrade, concrete and metalwork repairs if required, regularisation of underground services and utilities, improvements to accessibility and the adjacent external spaces. This in turn prolongs the life of the buildings in these well established flat complexes. In 2017, 54 new units were refurbished in areas including units at Greendale Court, St. Bricin's, and Verschoyle Court.

Environmental Health

In 2017 Environmental Health Officers inspected 2,137 private rented houses. In all cases where non-compliant lettings were inspected appropriate enforcement action was undertaken. These actions ensured that landlords of 533 non-compliant lettings brought their properties up to standard and into compliance with the legislation ensuring safer healthier homes for tenants.

Ballymun Local Area Plan

The Ballymun Local Area Plan (LAP) was adopted by the City Council on 27th October 2017. The plan sets out the objectives for the 33 hectares of undeveloped land in the area.

The key principles of the LAP are:

- To develop remaining sites in a sustainable manner
- To develop remaining residential sites for a mix of house types and tenures to increase the population and support the existing services and businesses in the area
- To attract economic activity and stimulate new employment generating uses within the three key areas of employment
- To create distinctive urban places
- To complete outstanding infrastructure
- To consolidate existing social and community facilities and support the local community through the implementation of the Social Regeneration plan
- To consolidate existing sports and recreation facilities and open space
- To provide and maintain landscaped parks, greens and tree lined streets
- To continue to implement the Surface Water Masterplan

AREA OFFICES

Central Area

Saint Mary's Mansions

All remaining tenants were re-located and St. Mary's Mansions was successfully transferred to Clúid Housing, who are now redeveloping the complex. The Railway Street site transfer to Circle Housing is near final completion.

O'Devaney Gardens

Detailed plans for the construction of 56 new Social Housing units have been prepared and tenders for construction will be invited early in 2018. The O'Devaney Gardens Consultative Forum, made up of O'Devaney residents, representatives from neighbouring communities and local public representatives, was established and has met on five occasions to date. The Forum will have an important role to play in finalising proposals for the development of the balance of the O'Devaney site.

St. Bricin's Park

Phase Two of the "2 into 1" refurbishment programme advanced during 2017 and should be ready for occupation early in 2018. Works on Phase 3, including precinct improvement works and the installation of an upgraded CCTV system, will be completed during 2018. The finished project will see the replacement of all former bedsit units with modern, spacious one bedroom apartments.

Public Domain

CCTV initiative

This has reduced the incidents of dumping greatly. The cameras will remain in place for a number of weeks to ascertain usable images and deter dumping in the area.

CCTV notification signage was erected in advance of the CCTV operation taking place. The signs erected are multilingual (Gaeilge, Polish, Romanian, Chinese and English).

Along with the Area Office contact details to advise persons that:

"If you dump illegally, we will look for you, we will find you...and we will prosecute you".

South East Area

Charlemont Street Public Private Partnership

This social housing Public Private Partnership project is located on the site of Tom Kelly Road flats, off Charlemont Street, Dublin 2. The site extends to 5 acres.

Phase one of the regeneration is now complete. It saw the construction of 79 high quality social housing units (apartments and duplexes) known as Ffrench-Mullen House as well as state-of-the-art community facilities. The first tenants took up occupation in November 2017 and are settling in well.

Community Grants 2017

Tom Clarke Bridge Grants	33 grants for the sum total of	€61,950
Informal Adult education	29 grants for the sum total of	€15,471
General Community Grants	170 grants for the sum total of	€63,500

Assistance and advice given on Aviva Grants and Dublin Waste to Energy Community Gain Fund process.

South Central Area

The area has a population of approximately 105,000 and is located in the south-west quadrant of Dublin City. It has many well established communities and neighbourhoods including the Liberties, Inchicore, Kilmainham, Chapelizod, Ballyfermot, Bluebell, Drimnagh, Rialto, Crumlin and Dolphin's Barn.

Crane Street/Sugar House Lane

Works, including the widening of the existing footpaths and the narrowing of the carriageway, to enhance pedestrian access along this important and busy tourist route commenced on 21st August 2017 and were completed in February 2018.

Newmarket Square

A Part 8 Planning Application was agreed at the July 2017 City Council meeting to improve and enhance the use and attractiveness of Newmarket Square and its environs.

Francis Street

A Part 8 Planning Application was agreed at this September 2017 City Council meeting to provide for a more pedestrian friendly environment which encourages people to visit Francis Street and its environs on foot. The plan also supports the continued commercial operation of the Arts and Antiques quarter.

St. Audoen's Park, High Street

Works to enhance St. Audoen's Park by improving accessibility, permeability and circulation commenced in October 2017 and are due to be completed in April/May 2018

Bridgefoot Street Park

A Part 8 planning application for a new public park in Bridgefoot Street was agreed at the December City Council meeting. The proposed park will provide hard and soft landscaped areas, tree planting, a multi functional performance space, play areas and allotments/community garden. Construction works are likely to commence in 2018.

North West Area

St Helena's Court

Works commenced on the 18th April 2016 and the final phase was completed on 3rd October 2017.

39 dwellings were constructed and allocated in 2017. 27 of these dwellings are 3 bed units and 12 are 2 bed units.

Finglas Housing Programme 2017

This programme was initiated due to complaints received from local representatives and local residents regarding the amount of private vacant/derelict properties/sites in the Finglas area. To date we have turned around 5 properties and are in the process of discussions with other owners.

Choice Based Lettings

There were 6 houses let under the Choice Based Lettings Scheme. These vacancies were mainly in the Finglas South Area:

- | | | |
|------------------------|---------------|------------|
| • 61 Fairlawn Road | Finglas South | 39 Applied |
| • 1 Hazelcroft Gardens | Finglas South | 27 Applied |
| • 55 Finglaswood Road | Finglas West | 53 Applied |
| • 49 Glenties Park | Finglas South | 57 Applied |
| • 24 Berryfield Road | Finglas South | 44 Applied |
| • 25A Valeview Gardens | Finglas South | 50 Applied |

270 applicants applied through this scheme.

Broome Lodge

Broome Lodge was opened by the Lord Mayor and Minister Paschal Donohoe on Monday 27th November. The complex and grounds are a very welcome addition to the neighbourhood and the landscaping at the front will also contribute to our efforts to uplift the appearance of Faussagh Ave as it matures. There are 35 X 1 bed units and 8 X 2 bed units.

Cabra Road

The Dublin Regional Homeless Executive in conjunction with Peter McVerry Trust opened an emergency housing unit at numbers 57-61 for 60 male beds.

North Central Area

Buttercup Park

The construction of 35 new 3 bedroom houses in Buttercup Park, Darndale, which commenced in 2015, delivered 26 completed units in 2017. The remaining 9 units will be delivered in Quarter 2 2018.

Belcamp Site H

38 Rapid build houses. Tender process completed. 26X2 bedroom units. 12X3 Bedroom units. Local Management met with Councillors and community representatives to present plans as part of consultation process. All 38 units are for Homeless in emergency hotel accommodation. Project commenced in December 2016. This project is now complete and fully tenanted.

Rosevale Court

Following a fire in Rosevale Court and subsequent motion at area committee, a strategy for fire safety in our senior citizens complexes has been developed.

- Fire blankets and a leaflet on advised evacuation procedures have been delivered to all senior citizens.
- A Fire Safety Risk Assessment was carried out in Rosevale Court and at present works that were advised in this assessment are being carried out. All front doors on upper balconies are being replaced by one hour PVC fire doors, interior doors are being replaced by fire doors also, kitchen doors and frames are being installed (previously no kitchen doors) and attics are being fire stopped. Following a further fire in Raheny Court this complex will be next to carry out fire safety works.
- Fire safety talks have been given to Rosevale, Raheny, St Anne's, Clancarthy Court, Clanmaurice Court and St John's Court with the help of Dublin Fire Brigade's Fire Safety Officer. This process will be continued in the remainder of our older person's complexes.
- Fire drills were also carried out in all of our older persons units.

Raheny Age Friendly

The Age Friendly Village Plan was prepared in 2014 for Raheny in association with Dublin City Council, Raheny Business Association, Raheny Gardaí, HSE, Kare Social Services, Raheny Tidy Village Group and the local community. With the assistance of local volunteers from Raheny, The Steering Committee of Raheny Age Friendly provide a tea/coffee, home baking and a friendly chat to all elderly residents in Raheny.

Age Friendly Raheny recently organised a workshop in conjunction with Raheny Business Association and Homestead Senior Care workshop on Dementia Friendly Business. The workshop was attended by 30 local shops and business owners in Raheny. The response and feedback was very positive.

Raheny Age Friendly achieved the Recognition Award in January 2014 and was nominated for a LAMA award in 2017.

Homeless Services

The number of adults and children being accommodated by homeless services in the Dublin region increased from 5,258 in December 2016 to 6,097 in December 2017. Of this number 2,150 were single adults and 1,562 were adults with a total of 2,385 children.

Approximately €130million was expended by Dublin Region Homeless Executive (DRHE) on behalf of the 4 Dublin Local Authorities for homeless and housing inclusion supports in 2017. The majority of these supports are provided through service level agreements with Non Governmental Organisations (NGOs) and include Homeless Prevention; Emergency and Supported Temporary Accommodation; Long Term Supported Accommodation and Day Services.

8 additional facilities were opened during 2017 providing 218 emergency beds for singles and couples. The additional available capacity was reflected in the increased number of people accessing emergency accommodation whilst the number of people sleeping rough has decreased. In addition by the end of 2017 there were 17 family hubs operating throughout the Dublin region providing 437 family units, these provide more appropriate temporary accommodation for families experiencing homelessness and reduce reliance on private hotels to provide emergency accommodation.

In 2017 a total of 2,772 tenancies were secured for families (1,749) and singles / couples (1,023) either through Housing Assistance Payment tenancies or social housing allocations. A total of 1,434 households left emergency accommodation to take up tenancies while 1,338 households were assisted and prevented from entering emergency accommodation.

Two rough sleeper counts were carried out in 2017 with a total of 161 people counted sleeping rough in April and 184 people counted sleeping rough in November 2017.

The Housing First service for people at risk of sleeping rough continued to operate in the region. This service includes a dedicated assertive street outreach team 365 days per year. Overall Housing First has continued to have a high housing retention rate of 91% among the 181 persons who have participated, of which 164 did not return to rough sleeping /emergency accommodation.

A record number of homeless households were housed by Dublin City Council in 2017. By the end of 2017 a total of 483 households were housed through social housing (including with Approved Housing Bodies). This figure includes a number of specific initiatives to reduce the number of homeless either in commercial hotels or rough sleeping.

DUBLIN FIRE, RESCUE & EMERGENCY AMBULANCE SERVICE

Dublin Fire Brigade (DFB) as an integrated fire based emergency medical & rescue service provides a range of services to the people, communities, businesses, infrastructure and industry to the four Dublin local authority areas covering an area of over 356 sq. kilometres, with a population of 1.35 million residents. DFB has been in operation since 1862 with the Emergency Ambulance operating since 1898

In 2017 DFB's East Region Communications Centre (ERCC) had a very busy year and handled in excess of 161,000 emergency calls. Storm Ophelia which occurred on Monday 16th of October 2017 led to a considerable increase in 999/112 calls which were dealt with by the ERCC. The Centre dealt with in excess of 620 999/112 calls over a 24 hour period. During the height of the storm, the centre was receiving 999/112 calls every 55 seconds. This increase in activity led to a 150% increase in normal fire service calls over a typical Monday week day. The ERCC has continued to maintain accreditation as a Centre of Excellence under the International Academy of Emergency Medical Dispatch for over ten years.

In 2017 there were 49,115 Fire & Rescue mobilisations which resulted in a substantial €79m of property saved across the four local authorities. Our service provision covers incident types that you would expect, such as fires and road traffic collisions, but also extends to less routine incidents such as hazardous materials and water rescue.

- 233 persons rescued from emergency incidents
- 70 river rescues attended
- 79 road traffic collision rescues

In 2017 there were 86,405 emergency medical service mobilisations. All fulltime Firefighters are trained as Paramedics and rotate continuously between firefighting and Emergency Medical Service duties. DFB's fleet of 12 emergency ambulances are each staffed by two paramedics available to respond 24 hours a day, 365 days per year. In addition there are 21 frontline fire appliances with up to 120 paramedics available to respond on a daily basis. All fulltime Firefighters are trained to paramedic standard and are required to maintain Pre-Hospital Emergency Care Council (PHECC) registration as paramedic practitioners. All retained firefighters are trained to Emergency First Responder level. Tangible clinical outcomes in 2017 illustrating the Fire Based Emergency Medical Service include:

- 61,462 patients treated and transported to hospital
- 3527 critical medical incidents managed
- 435 cardiac arrests managed
- DFB assisted in the delivery of 12 pre-hospital childbirths

Community Fire safety is a key facet of modern fire service operations. DFB works closely with the communities we serve to make Dublin City & County a safer place to live, work and visit. In 2017

- 104 pre-incident plans devised and premises visited and validated
- Station Visits organised through local community groups
- Community Fire Safety campaigns – Halloween, Christmas, New Years Eve, Smoke Alarm Initiative, Message in a Bottle, Fire Safety for Kids, Fire Safety Art Competition, School visits
- General distribution of fire safety information in the Community using all means of communication i.e. social media, schools, local community centres / projects, media, area offices etc.
- Traveller site fire safety education and inspections
- 20 schools visits which included 1,500 students
- Working with the Council officials and the Gardai and the Road Safety Authority in increasing awareness in road safety for cyclists

DFB utilises social media platforms, such as Facebook and Twitter, to engage with the public through messages relating to Fire Safety and Incidents attended where Fire Safety and awareness are highlighted. Fire Safety campaigns are also publicised. Both of these social media platforms have grown in popularity with the public and are regarded as an essential process in delivering our Fire Safety message to the community, now and into the future.

2017 was a very busy year for DFB's Training Centre. 1 Recruit Class successfully completed their training of which 48 completed for Dublin Fire Brigade and 2 for Waterford Fire Service. Approximately 11,391 training and instructor days were provided in the Training Centre with 1,571 of these external training days

In July 2017, 48 Paramedic interns from Dublin Fire Brigade and Dublin Airport Authority took part in a mass casualty exercise with 40 casualties as part of their paramedic training programme. The theme of the exercise was terrorist attack on the Luas tram. The purpose of the exercise is to test students' abilities to effectively triage, assess and treat many casualties with limited resources. Furthermore, it affords students experience in organising and managing multiple zones within a major incident site and gives them exposure to a variety of simulated stressors that may reasonably be experienced by responders at any such incident. The exercise was a multi-agency event with participants including An Garda Síochána Emergency Response Unit & Armed Response Unit, Dublin Civil Defence, Connolly Hospital Emergency Department staff, TransDev-LUAS and Bus Éireann.

The objective of fire prevention is to promote public fire safety awareness and to support the orderly development of good building practice as regards fire safety in all new and existing buildings used by the public. Fire Safety Inspectors provide information to help owners/managers of non-domestic premises maintain the required fire prevention and safety standards. The aim is to educate and inform but, where necessary, enforce or ultimately prosecute in cases of non-compliance with the fire safety requirements. In 2017, DFB processed 1407 fire safety certificates and 1868 licence applications and carried out 1343 fire safety inspections on a risk based system to assess compliance under the relevant regulations i.e. nursing homes, hotels, schools, pubs and restaurants.

During 2017 Dublin Fire Brigade was awarded OHSAS 18001 certification by the National Standards Authority of Ireland (NSAI). Recognised worldwide as the highest international standard for Occupational Health and Safety Management Systems, OHSAS 18001 provides a framework to identify, control and mitigate the risks associated with emergency service activities. This award is the result of the Dublin Fire Brigade's on-going efforts to deliver emergency services in a safe and responsible manner with a commitment to protecting the well-being of both staff and the general public.

DFB ensures preparedness for a co-ordinated inter-agency response to major emergencies resulting from local, regional & National events, such as fire, transport accidents, incidents involving hazardous substances and severe weather at local and regional levels in line with the Framework for Major Emergencies. In 2017 DFB co-ordinated meetings and activities of the DCC Crisis Management Steering Group including carrying out a review of the Major Emergency Plan and Severe Weather / Plans. DFB has also played a major role in working with the East Regional Working Group to produce an Interagency Work Programme in line with the national work programme.

Dublin Fire Brigade currently operates a number of unmanned aerial vehicles, colloquially referred to as drones, in its air support unit. These unmanned aerial vehicles (UAVs) are available on an on call basis to deploy to incidents as required. Typically a drone would be in use at any large scale fire in the city or county or an incident that requires a global view of operations. The fire service currently has the capability to view incidents through daylight & thermal infra-red cameras. Thermal has proven to be effective at identifying hotspots in structural fires. Thermal can also be used to search for missing persons on both land &

water. The daylight camera gives the incident commander a global view of ongoing operations enhancing their decision making process through increased situational awareness. This aids safety for both the public and firefighters as hazards can be quickly identified.

The Civil Defence assists the front line emergency services during time of natural disasters and/or major emergency situations. The Dublin Civil defence Unit provides second line support to all local authorities in the region in the event of emergencies. The Unit also provides second line support to Dublin fire brigade and is involved in an ongoing basis in providing crowd control, Water Rescue, Fire Cover and Medical Support at a range of events throughout Dublin City and County. 2017 was an extremely busy year for Dublin Civil Defence with 332 community Events, 16 Search and Rescue operations (5 bodies recovered), and 2 Call outs for Flooding.

Max – the Human Remains Detection (HRD) dog was called out on 26 different occasions last year including a number of times to assist the Gardaí at crime scenes.

ENVIRONMENT AND TRANSPORTATION

City Centre Projects

The National Transport Authority (NTA) 2035 strategy as well as the City Centre Study forms the basis for projects in the city until 2019. Following on from the Dublin City Centre draft Strategy in 2015 prepared in conjunction with the National Transport Authority, progress is ongoing in relation to College Green, the Liffey Cycle Route, footpath widening, traffic reduction and improvement of bus priority. The relevant College Green proposals contained within the City Centre study have been brought forward as part of the application which was lodged with An Bord Pleanála in May 2017.

Designs for the North and South Quays were developed and implemented.

The construction of the Chatham St./Harry St. Area Improvement scheme commenced in Sept. 2017 & this will have flush wall to wall granite paving and wider footpaths when complete.

The Part 8 planning approval was granted for the Clarendon St. /Clarendon Row scheme in Oct. 2017. The detailed design commenced on this scheme. This scheme will have flush paving at some locations & wider footpaths over the full length of the scheme to facilitate larger volumes of pedestrian & shoppers expected to use the Grafton St. Quarter. The Part 8 planning application for Cathedral Street/Sackville Place went to public consultation in December 2017. This scheme involves the provision of flush wall to wall granite paving and wider footpaths over both streets to provide for the expected heavier footfall on these streets as a result of the new Luas Cross City service.

District Heating

The Dublin District Heating System (DDHS) progressed in 2017 with the following achievements:

- New District Heating (DH) infrastructure installed at new road at Point Campus in Docklands
- Liaison with developers ensuring new developments are 'District Heating enabled'
- Worked with Codema who produced three documents aimed at investigating and confirming the financial viability of the DDHS which include (1) Techno-Economic Feasibility Analysis (2) Detailed Financial Appraisal (3) Draft Market Research Report and Communications Strategy
- Advertised a tender notice for the engagement of a Consultant for the completion of a 'Delivery of Business Model and Engineering Review'
- Held DDHS Workshop with civic and state stakeholders working in the industry and which resulted in the establishment of a DH Working Group as below.
- Setting up of National District Heating Working Group with the Department of Communication, Climate Action and Environment and other Government Department officials
- Winner of the international DH Award at Celsius Smart Cities ceremony for start-up DH projects.
- Commissioned independent financial advisor to complete an investigation into funding options in relation to access to the infrastructure finance market and project risks relating to same. This resulted in initial communication with and a request being sent to the European Investment Bank (EIB) for funding

Waste Management

In 2017 The Waste Management division increased its staffing levels in the city centre with the aim of ensuring the capital's streets were maintained to the highest standards. New shift patterns were also introduced across the division to achieve the most efficient use of resources. The redevelopment of Davitt Road depot was commenced to combine the operations of Rathmines and Davitt Road into a single depot to serve the southside suburban areas.

A contract was concluded for the supply of solar compactor bins, 50 bins are in situ in the Baggot Street, Sandymount and Temple Bar areas and 100 additional units are due for delivery. QR codes were attached to all public litter bins to allow for reporting of issues by smartphone, bin locations and details were also mapped to allow for better asset management. 138 dog fouling specific litter bins were installed across the city

The division took part in the 2017 Anti Dumping initiative rolling out a CCTV monitoring and enforcement campaign on Dorset St in conjunction with the Central Area Office and the local business association

The department worked in conjunction with Smart Dublin and Enterprise Ireland to roll out a small business innovation research challenge to address illegal dumping. 6 companies received first phase funding to develop products in the areas of data analytics, low cost CCTV and video analytics and drone technology

Increased litter and dog fouling patrols were rolled out to blackspots across the city. 1909 community clean ups were supported throughout the city and 287 entries were received into the city neighbourhoods awards. The division in cooperation with area offices organised the Team Dublin Clean Up day across the city on 14th April 2017.

Over 16,000 service requests were dealt with by the dept in 2017.

In conjunction with the Information Systems Department and Customer Services Centre in Q4 2017 workflows were streamlined to ensure service requests are delivered directly to the relevant operational staff.

1132 requests for bulky household waste removal services were completed in 2017.

405 bonfire stockpiling complaints were attended to and in conjunction with the parks dept over 450 tonnes of material was diverted from bonfires during Halloween response activities A 13% increase of mixed dry recyclables was received through the network of bring centres with a total of 23,000 tonnes recovered.

170 Tonnes of Christmas trees were recycled.

62 national and international sporting and entertainment events in the city were provided with waste management services including concerts, marathons, rugby, soccer and GAA events.

The National TransFrontier Shipment Office (NTFSO) established and operated by Dublin City Council is the National Competent Authority to manage the international movement of waste out of, into and through Ireland. The Office is responsible for the implementation and enforcement of European and National Legislation; to monitor waste shipments; to facilitate the business community involved in legitimate waste shipment activities; and to prevent the illegal shipment of waste. In excess of 2000 inspections are carried out annually at ports and facilities in Ireland by a dedicated enforcement team. The Administration team ensures that annual exports of 1,650,000 tonnes of waste to Europe and Asia are in compliance with strict

regulatory rules. The NTFSO also works with other agencies, Local Authorities and the Gardai and liaises with Customs and Port Authorities, the Northern Ireland Environment Agency (NIEA) and other competent international authorities. In 2017 the NTFSO produced the Waste Shipment Inspection Plan 2017 to 2019 detailing planned activities for the period.

Flood Defence

Dublin City Council, in partnership with the Office of Public Works (OPW) and neighbouring Local Authorities, continued in 2017 with the construction of flood defences at a number of locations and also carried out a number of minor works to reduce the flood risk to local areas as well as the stabilising of existing embankments and flood walls. The City Council's Flooding Advisory Group (FLAG) met throughout 2017 to risk assess weather forecasts and take or propose appropriate flood mitigation measures in response to the forecasts. The *Dublin City Rainfall System* was rolled out in 2017. To date there are 25 rain gauges, 4 weather stations, 3 trash screen cameras, 15 river level gauges and 1 tide monitor on the real time data system

Parking Policy and Enforcement

On-street parking availability for people driving into the city is recognised as an important resource and a regular turnover of spaces is seen as vital in encouraging visitors, shoppers and leisure users into the City thereby supporting businesses and creating a vibrant City. On-street parking availability has been impacted with demands on limited roadspace for alternative use. The number of on-street parking spaces has reduced from 60,000 in 1998 to approx. 29,000 in 2017 making the management of these spaces a priority. Almost 29,000 additional motorists signed up to the Council's Cashless Parking payment service, Parking Tag, in 2017 bringing the total that have signed up to the service since its introduction to 175,985 with 4.48 million cashless transactions completed in 2017. Just over 165,000 transactions were made using the once off payment facility, charging directly to mobile or debit/credit card. Almost 74% of all Parking Tag payments were made through the Parking Tag App. 12,840 Resident parking Permits were issued in 2017 with over 269,000 Visitor Parking permits also issued.

Over 23,000,000 parking events took place in Dublin City in 2017. 55,618 (0.2%) of all parking events resulted in enforcement action with 42% of all enforcements for traffic related offences. Just under 5% of all enforcements were appealed with only 16% of those, or 487, appeals upheld receiving a full refund. This represents under 0.0002% of all parking events in 2017.

There were a total of 550 new Pay and Display Ticket Machines introduced on-street by the end of 2017, 60 of which accept coin or debit/credit card payment for parking

Transportation Asset Management System (TAMS)

The implementation of the TAMS system has progressed well in 2017. All modules are now Live and all Sections of the Environment and Transportation Department that were due for rollout under the project are now using the System. This includes; Road Maintenance Services, Road Design and Construction, Traffic Admin and Management and Public Lighting Services. The System is being used to record and manage Service Requests within each of these Sections and progress the Council's response to each through inspections and works management that may be required. The System is currently interfaced with the CRM system for Road Maintenance Services only and this will be expanded in 2018 to cover all sections using the System. The System is also being used by Road Maintenance Services to manage pavement condition through the use of an incorporated Pavement Management System and the completion of Machine Road Condition surveys to facilitate same. While all modules are now live, there continues a "bedding in" and review period with feedback from Staff using the System and the closing out of snagging issues. The focus of the project is now moving from one of implementation to Support and during 2017 a Support

Plan for dealing with user queries, data management, system enhancements and upgrades and the establishment of a TAMS Support Unit was drafted and will be reviewed and put in place in 2018.

Luas Cross City

2017 saw the completion of the Main Track Infrastructure Contract on Luas Cross City. The Council's Luas Cross City Liaison Office continued with its role of maintaining progress on the scheme whilst minimising the impact on the city.

Roadworks Control

All works by utilities on public roads require licensing by Dublin City Council. In the course of 2017 some 11,181 individual licences were granted by the Council subject to conditions. All sites were monitored by the Council's Roadworks Control Unit and appropriate action was taken where breaches of licence conditions occurred. This work is ongoing.

Air Quality and Noise Monitoring

Dublin City Council continues to provide a web portal enabling the public to access real time data from their ambient sound monitoring network made up of 14 sites around the City. Data from each individual site is also 'Tweeted' hourly for anyone who wishes to follow @dublincitynoise. The 2016 Dublin City Noise Maps have been made accessible to the public on this site also. Air quality monitoring in Dublin during 2016 indicates EU air quality standards are being complied with. In 2017 The Council commenced an ongoing study with the Environmental Protection Agency (EPA) to identify potential locations for additional air quality monitoring stations in the city and works to upgrade existing monitoring stations has also commenced. These upgrades will involve developing monitoring capacity to report on air quality on a continuous basis in real time to the public. The proactive enforcement of air quality standards has resulted in 84% of air pollution complaints received during 2017 being resolved and those cases still open are under active investigation. There was a significant increase in air complaints received during 2017 compared to 2016 (204 versus 141).

Noise Action Plan

2017 was the fourth year of the five year Noise Action 2013. The 2017 Noisemaps were produced and published in July of 2017 as legally required and as part of the 1st phase of the review of the Dublin Agglomeration Noise Action Plan - which is due to be completed in 2018

Regional Waste Management Plan

The Eastern-Midlands Region (EMR) Waste Management Plan 2015-2021 provides a framework for the prevention and management of waste in a sustainable manner in Dublin City Council and the 11 other Local Authorities in the Region. Dublin City Council, as the Lead Authority for Regional Waste Management Planning is overseeing the implementation of the Eastern Midlands Regional Waste Management Plan 2015-2021.

Some of the key activities undertaken by the Regional Office in 2017 included:

- National Awareness Campaigns (Brown Bin, Dry Recyclables)
- National Reuse Month
- Conscious Cup Campaign to encourage elimination of single use coffee cups
- Programme to advance remediation of Historic Landfills
- Tyre Cleanup programme
- National Hazardous Waste Collection Scheme

Waste to Energy

Works were completed and the Waste to Energy facility opened in 2017. A local information office continued to operate through 2017 in the Ringsend Library. The Community Gain Liaison Committee (CGLC) continued issuing grants throughout 2017.

SLA Operations and Maintenance

Dublin City Council, having signed a Service Level Agreement (SLA) with Irish Water in December 2013, provides water services on an Agency basis for Irish Water, under the terms of the SLA. The Council, in 2017, continued to deliver commitments in water services as outlined in the Council's Service level Agreement (SLA) with Irish Water. During 2017, Water Services continued to report on all Planning Applications and advise the Planning Department on the appropriate decisions to ensure the implementation of the Council's policies in relation to Sustainable Urban Drainage Systems (SUDS). Water Services also established an Interdepartmental Group in 2017 with our colleagues in Housing and Parks to ensure the integration of SUDS principles into the earliest stages of the overall design of housing estates, with particular emphasis on DCC owned Housing Lands. A Memorandum of Understanding was also agreed with Irish Water to allow the necessary co-operation on SUDS and related issues between the Council and Irish Water

Cycling Initiatives

Part 8 for new cycle and pedestrian route along the banks of the Royal Canal. Detailed design was completed for Phase 2 and Phase 3 of the Royal Canal Scheme in 2017. Tender is scheduled for early 2018 with construction due to commence in 2018. In 2017 options for the design of a cycleway along the River Dodder commenced. Design and construction work on the interface section with the Flood defences commenced in 2017. Options continue to be worked up for the Liffey cycle route.

During 2017, Parks & Landscape Services worked in conjunction with the Environment and Transportation Department on the policy for the design, development and management of Greenways – pavements shared responsibly by cyclists and other park users

The Dublin City Council Control of Stationless On-Street Bicycle Hire Bye-Laws came in effect on the 1st December 2017 and it is expected that the new cycle hire schemes will be rolled out in mid 2018.

In April 2017 it was announced that after a successful bid to host the Velo-city 2019 cycling conference, led by Dublin City Council, that the event would be held in Dublin in June 2019. The Velo-city conference series is the European Cyclists' Federation (ECF) annual global cycling summit organised by the ECF and selected host cities. Velo-city conferences are widely considered as the premier international cycling conferences and serve as an opportunity to influence decision makers and act as an information platform. The conferences seek to improve the policies, planning and provision of infrastructure for cycling and the daily use of the bicycle in an urban environment. The conferences traditionally involve representatives from a wide variety of associations, universities, companies, non-governmental organisations, as well as social agents and policy-makers. The conferences naturally attract those with an interest in cycling, but also those involved in the area of technology, health, behavioural change, urban and infrastructure policies, mobility and those involved in transport generally. The conference should bring a large number of delegates to Dublin and should prove a great opportunity for the promotion of cycling in the city as well.

Roads Maintenance Services

In addition to maintenance and reinstatement works completed by direct labour units, contractors assisted in roads/footpath maintenance in 2017.

Water Framework Directive

In 2017 Dublin City Council established and resourced a Water Framework Directive Office to meet our statutory obligations under the 2nd cycle of the Water Framework Directive.

The office actively engaged with the Environmental Protection Agency, Local Authorities Water Community Office and the Department of Housing Planning Community and Local Government in developing the characterisation of water bodies, the 2nd cycle draft River Basin Management Plan and the selection of priority water bodies for inclusion within this Plan. The office fulfilled public engagement and information requirements for the draft River

Basin Management Plan in association with the Local Authorities Water Community Office in communicating the contents of the draft plan to the public representatives and community through a series of meetings and presentations. Detailed investigative works commenced on the Santry and Dodder rivers in association with adjacent local authorities and agencies to ensure actions and measure commitments under the River Basin Management Plan are achieved. Considerable work on promoting the awareness of water as a heritage for Dublin, engaging the public in improving and maintaining the quality of our waters and educating schools in the importance of clean water was delivered through the combined efforts of the Water Framework Directive Office, Parks and the Local Authorities Water Community Office within the Dodder Catchment in 2017, culminating in the very successful Dodder Gathering 3 day event. This approach will be rolled out to all catchments. The office provides a coordinating role through hosting Water Framework Directive meetings within Dublin City Council with Planning, The Central Laboratory, Pollution Control, Drainage, Flooding, Biodiversity and Invasive Species etc. to foster the integrated catchment management approach to improving the water quality of our rivers, coastal, transitional and ground waters. The office has developed a dedicated Geographical Information System for Integrated Catchment Management. A total of 107 complaints were received in the Water pollution Section in 2016 and every complaint was investigated and closed off.

Climate Action Plan

In 2017 Dublin City Council in partnership with the other Dublin Authorities and through Codema began preparing a Climate Action Plan for 2018 to 2023. The plan will set out the role that the City Council has in responding to the present and future climate change risks facing the region and the actions that are being taken to achieve climate resilience. The Council expects to bring the draft plan to the Environment Strategic Policy Committee in Q4 2018 and go to public consultation on the plan in Q4 2018. There is also agreement on, and funding for, the establishment of a Dublin Metropolitan Region Climate Change Office to implement, manage and coordinate the actions agreed in the Climate Action Plans

Pedestrian Priority Initiatives

The Transportation Planning section through its ongoing work ensures that the design of all new developments, masterplans, local area plans and SDZs place the pedestrian at the top of the movement hierarchy as per national, regional and city policy. Through the development management process, buildings are set back to provide wider footpaths, new pedestrian crossings are provided, existing pedestrian crossings are improved and public realm is expanded. *The Heart of the City*, the public realm masterplan for the city core aims to provide a pedestrian friendly city core with more space and more route options for pedestrians in the city centre. The Promotion team works in partnership with Green Schools to address barriers identified by children to walking to school. During 2017, the Department proactively improved routes to several schools to include improved crossing facilities, signage and line markings.

PLANNING AND PROPERTY DEVELOPMENT

2017 was a busy year for the Planning and Property Development Department as policies and initiatives were pursued not only to lift the city out of the recession, but also to have the resources and structures in place to manage the upturn in the economy and address the housing crisis.

The City Development Plan 2016 - 2022

The City Development Plan contains a core strategy to provide for a compact connected city of neighbourhoods. The population of Dublin city has grown from 506,000 in 2006 to 553,000 in 2016. Evidence of significant population growth in some parts of the city, in particular the new docklands area, suggests that the city's policy of consolidation is having a positive impact.

The City Development Plan provides the spatial content for an increase in the city's population of approx 60,000 by 2022, with associated employment and social infrastructure. Strategic Development and Regeneration areas (SDRAs) are proposed, together with a number of Local Area Plans (LAP's) and a new Strategic Development Zone (SDZ) for Poolbeg West, all to provide for quality neighbourhoods, in accordance with the new National Planning Framework 2040.

Growth areas have been identified in Poolbeg West, environs of St. James' Hospital and Cherry Orchard, for which LAP's/SDRA's are proposed. A new suite of economic policies are set out in the plan, including recognition of cruise expansion, health sector and third level education as drivers of the city economy. 18 SDRA's, 7 LAP's, 1 SDZ and 31 Local Environmental Improvement Plans (LEIP's) have been identified in the plan, which cumulatively when implemented will have a transformative effect on the quality of the capital city.

Local Area Plans/SDZ's and Other Plans

The City Development Plan sets the strategic context for the preparation of a number of Local Area Plans, Architectural Conservation Areas (ACA's), Local Environmental Improvement Plans (LEIPs) and other local planning initiatives. These plans facilitate the sustainable development of substantial brownfield sites and areas in need of regeneration. The plans involve extensive local consultation and the engagement of elected Members. They also set out the desirable framework for future development and the promotion of economic, physical and social renewal through the development process

Progress in 2017

- The North Lotts and Grand Canal Dock SDZ Scheme was actively progressed during 2017, following the approval of the Scheme by the City Council. The approved Scheme, which provides for some 300,000m² commercial space and 2,600 residential units, will be provided and co-ordinated by the City Council, in its role as Docklands Agency. A new Implementation Unit has been set up in the Docklands to expedite the Scheme. 70% of the sites have already been subject to pre-planning applications/permissions and work has commenced on a number of city blocks North and South of the Liffey.
- Work commenced on the preparation of a new LAP for Cherry Orchard/Parkwest; the life of the Naas Road and the Clongriffin/Belmayne LAPs were extended and in the case of the latter a retail study was commissioned and Local Infrastructure Housing Activation Fund funding was received to complete Main Street.

- The Grangegorman SDZ Scheme is being implemented with facilities for 1,000 students now available. Work continued on a number of fronts, including the new Broadstone entrance. The campus is served by the recently opened Luas line.
- A new LAP for Ballymun was approved by the City Council in October 2017 to complete the regeneration of the area. A retail study and a Recreational Audit were carried out which assist with the implementation of the new LAP, including the provision of circa 2,000 new homes.
- The Poolbeg West SDZ was designated by Government in May 2016. The Planning Scheme which provides for a new city Quarter comprising approx 3,500 homes and 80,000 square metres of commercial use together with port expansion, was approved by the City Council in Autumn 2017, following extensive consultation. An Bord Pleanála will conduct an oral hearing in relation to the SDZ in 2018.
- Dublin Housing Taskforce (Construction 2020 Initiative): The Planning & Property Development Department has been in collaboration with the other Dublin Local Authorities, NAMA, and the DECLG to expand the supply of housing in the city. Quarterly reports are now produced to enable trends to be analysed and acted upon.
- There has been a significant increase in apartment construction during 2017.
- The Just Eat dublinbikes scheme performed well in 2017 with over 4.1 million trips undertaken by 84,500 subscribers. This means that nearly 22 million journeys have been taken since the scheme started in September 2009. 96% of journeys were under 30 minutes and therefore free to subscribers. With the confirmation of 'Just Eat' as a sponsor in August in a three year partnership, further growth of the scheme will be undertaken to add 15 stations to the network, including in the Grangegorman Area.
- Dublin Bay has recently been re-confirmed as a proposed UNESCO Biosphere and is included as such in the Development Plan. The City Council works with Dublin Port to implement the 'soft edge' approach in the Port Masterplan. An SDZ is proposed for Poolbeg West.

Heritage

The heritage of the city continues to be promoted. A number of Architectural Conservation Areas (ACAs) have been approved by the City Council in 2017. The Georgian Squares Study of Adaptable Uses is progressing.

- 18 buildings were added to the Record of Protected Structures.
- €384,250 in grant funding was awarded to 54 projects under the Built Heritage Investment Scheme 2017, as well as €15,000 on one project under Structures at Risk funding.
- Works commenced in 2015 at St James's Graveyard, a National Monument.
- A major community heritage project about the history and archaeology of the lost Medieval Abbey of St Thomas the Martyr in the Liberties was delivered.
- Works at St. Luke's Churchyard and Public Park project commenced in January 2017.
- Following a major conservation programme in 2016/2017 the Tenement Museum Dublin will open its doors in 2018.

Planning Applications, Enforcement and Building Control

In 2017, Dublin City Council's Planning Department dealt with the following:

- 2,715 valid planning applications and the number of applications decided was 2,567.
- 1522 new complaints were dealt with in respect of unauthorised developments in the city.
- 1,437 Commencement and 7 Day Notices were registered and there were 541 Disability Access Cert and Part M applications.

Your City Your Space; Dublin City Public Realm Strategy

The Dublin City Public Realm Strategy published in 2012 and reviewed in 2015/2016 instigated a master planning exercise for the central business core of the city to include the civic spine as an initial geographical area. Implementation of the Strategy is an objective of the Dublin City Development Plan 2016 to 2022. The City Centre Masterplan was published in 2016 in order to set out a clear ambition for the public realm of our capital city. It brings forward recommendations and identifies key linking projects for the betterment of the city and its citizens and visitors experience. This Masterplan defines approach, objectives and priority projects for the revised Your City Your Voice; Dublin City, Public Realm Strategy. An ambitious project program is proposed which aligns to the City Development Plan in its focus over the next 20 years; the period of the next three City Development Plans. A number of Projects are now commenced or have been brought to sketch design stage so as to clearly demonstrate our vision for the city core. The Public Realm Working Group continues to input and guide these projects through to construction phase. The phasing or order of delivery as set out may change, depending on national projects, and the availability of financial and human resources with a view to keeping the city moving and maintaining the economic life blood of the retail core.

Development Contributions

The Dublin City Council Development Contribution Scheme resulted in €34m being collected in development levies towards public infrastructure and facilities benefiting development in the city, and that is provided, or that is intended will be provided, by or on behalf of the City Council.

The current Section 48 Scheme "The Dublin City Council Development Contribution Scheme 2016-2020" was adopted by the City Council in December 2015 and applies to all planning permissions granted after 1st January, 2016.

Property Section

The City Estate comprises approximately 2,550 leases, which currently generate an annual rental of €5.2m approximately.

The Property Acquisition and Disposals Sections actively engage with DCC Departments and private developers to maximise the use of development land in the City.

Progress in 2017

- Management of Ballymun Regeneration Limited (BRL) Commercial Leases transferred to Development's Property Management and the integration of the commercial rent accounts with the existing DCC property portfolio was completed.
- Rationalisation programme to reduce the number of actively managed leases continues.
- Continued promotion of disposal of Domestic Ground Rents.
- Active engagement with bad debtors to reduce arrears by means of instalment agreements.
- A small number of cases referred to Law Department for issue of legal proceedings
- Disposal of a number of high profile development sites close to the City Centre.
- Compulsory Purchase Orders in preparation for a number of strategic sites

Derelict Sites

The eradication of dereliction in the City and the return of derelict sites to active use is a key priority for the Council. As part of the Council's Active Land Management Initiative the Derelict Sites Unit (DSU) pursued an ongoing acquisition strategy during 2017 which has yielded very positive results. In 2017 the Council acquired compulsorily eleven derelict properties that were entered on the Derelict Sites Register (DSR). Ten of the properties were retained by the Council under the control of the Housing & Residential Services Department. The properties are currently undergoing refurbishment and will be used for social housing purposes, the remaining property was sold at auction and has been rendered non derelict and is currently undergoing extensive refurbishment by the new owners. In determining what sites to acquire the Derelict Sites Section prioritises those properties which can be most readily reinstated to active residential use.

The DSU has experienced that in the face of compulsory acquisition many other sites have been rendered non-derelict and removed from the Derelict Sites Register and sites have been placed on the market which offers the prospect that they will be redeveloped and returned to active use.

Vacant Site Register:

Under the Urban Regeneration and Housing Act 2015 each planning authority is required to establish and maintain a 'Vacant Sites Register' which is a register of lands in its area that are suitable for housing, but are vacant (and have been vacant for a minimum of 12 months preceding its entry on the register). The Vacant Site levy (which is payable in arrears each year) will be charged, where appropriate from January 2019 onwards and is based on a valuation of the vacant site.

A Vacant Site Register' was established on January 1st 2017 and is available to view on the Dublin City Council website. By the end of 2017, 135 notices of proposed entry to include a site on the register had been issued. 90 submissions had been received and processed in relation to these proposed entries and 86 sites had been placed on the Vacant Site Register. Of these 16 were in Dublin City Council ownership.

The Living City Initiative (LCI) Tax Incentive Scheme:

The LCI tax incentive scheme, introduced in 2015 by the Department of Finance, has been revised in 2017, to include landlords, in order to increase the take-up in respect of rented residential property. A number of restrictions were removed under this new scheme and the minimum amount of expenditure now need only exceed €5,000 to qualify for the scheme

An LCI unit was set up under the Active Land Management Section, to promote the scheme and has undertaken an awareness raising campaign, which involves working with key stakeholders, national & local press and producing information leaflets for distribution to properties in the Special Regeneration Area. Signage promoting the scheme has also been displayed in the City, on lamppost banners and metro panels.

The unit has also developed an easy to use guide, to assist property owners and investors to avail of the scheme and a new interactive map identifying properties within the Special Regeneration Area is available on the Dublin City Council website.

The LCI Unit has set up a 'One Stop Shop' Advisory Team with relevant experienced and trained Dublin City Council staff, who have knowledge of each regulatory process such as Planning, Conservation, Fire Prevention, Building Control and Valuers. The Team is available to meet with owners and investors to advise on statutory planning and development requirements such as Planning Regulations and Building Regulations in relation to any proposed refurbishment or conversion works before these works commence. It is a free service which can be accessed by contacting the LCI unit to make an appointment.

CULTURE, RECREATION AND ECONOMIC SERVICES

PARKS AND LANDSCAPE SERVICES

Dublin City Parks and Landscape Services works continuously towards the delivery of a greener and more liveable city. The goal is to enhance the experience of all who interact with the city and provide a standard of presentation and animation of parks and public places befitting a capital city.

The Parks Service also plays an important role in the protection and promotion of our city's biodiversity through education, awareness raising and public engagement. The unique diversity of species and habitats of the North Bull Island and Dublin Bay are recognised by UNESCO as being of international importance.

Strategic Planning

There has been a thorough public consultation on the Draft Dublin City Parks Strategy in 2017. The strategy reviews and assesses the resources and services provided by Dublin City Parks and Landscape Services and formulates policy and intended actions for the future. The revised Draft Dublin City Parks Strategy will be put forward for adoption to the Arts, Culture and Recreation Strategic Policy Committee of the City Council in 2018.

Seomra Tae

Parks and Landscape Services made progress with our ongoing initiative to refurbish older buildings in Dublin City Council parks and to transform them into tearooms/cafés under the "Seomra Tae" brand. The brand is our quality mark, which seeks to promote local enterprise and is synonymous with quality, local, fresh, homemade/baked produce and natural goods. This initiative has been very successful and the premises are a great addition to the parks in which they are situated, with individual operators bringing their own unique flavour and feel to each Seomra Tae and enhancing the attraction of the public amenity for our parks' many users.

St. Patrick's Park Café re-opened under new management at the end of June 2017. A new container café, Happy Out, also opened at the North Bull Wall, Clontarf in August 2017 following a public tender. Current Seomra Tae locations include:

- The Tram Café at Wolfe Tone Park
- Lolly & Cook Café at Herbert Park
- Noshington's at Harold's Cross Park
- Olive's Room at St. Anne's Park (The Red Stables)

Green Flag Award

The Green Flag is awarded in recognition of achieving quality standards for the presentation of parks and recreation facilities. It promotes high horticultural and environmental standards and is a benchmark for excellence in park management based on acknowledged international best practice.

The award scheme is administered by An Taisce. In 2017 Dublin City Council applied for Green Flag status for the following five City Parks: Poppintree Park, Bushy Park, Markievicz Park, Blessington Street Basin and St. Anne's Park and we were successful in retaining the Green Flag Award for all five parks.

Tree Care Programme

A significant programme of tree pruning was implemented on local roads and housing estates throughout the city. This is a multi-annual programme to ensure that the city trees are properly monitored and managed and that the City Council avails of opportunities for new tree planting in accordance with best practice as set out in the City Tree Strategy 2016 - 2020.

Parks Capital Projects Programme

Parks and Landscape Services have an ambitious and exciting 3 year programme of capital projects for which the following projects have been progressed through planning in 2017.

Project	Location
Proposal to construct a new tearoom	Bushy Park, Terenure, Dublin 6W
Refurbishment of streetscape in line with Liberties Greening	Francis Street, Liberties, Dublin 8
Construction of a new tearoom and ancillary landscape works	Merrion Square Park, Merrion Square, Dublin 2
Refurbishment of public plaza and streetscape in line with City Centre Public Realm Masterplan	Temple Bar Square, Dublin 2
Development of new neighbourhood park in line with Liberties Greening Strategy	Bridgefoot Street Park, Liberties, Dublin 8
Refurbishment and extension to changing pavilion	Markievicz Park, Ballyfermot Road, Dublin 10

Completed Projects

A new park in the Liberties, Dublin 8 was officially opened by An tArdmhéara Mícheál Mac Donncha on 2nd October 2017. *Weaver Park* is situated on the site of the former Chamber Court and Weaver's Court flat complex at the junction of Cork Street and Ormond Street. Part of the Liberties Greening Strategy, this transformed 0.6 hectare vacant site is the first purpose built park in Dublin 8 for over 100 years. Facilities include a large lawn for games and activities, a playground, skatepark and pergola. The park is a wonderful amenity for residents of the area and is part of Dublin City Council's long-term plan for Dublin's most historic neighbourhood.

It has been a busy year for the provision of sports facilities in parks with the completion of a number of capital projects in 2017. This includes the upgrade of tennis courts and the provision of padel facilities at Bushy Park (officially opened 9th November 2017) and the completion of all weather pitches at Greendale Road, Kilbarrack, St. Anne's Park, Belmayne and Brickfields Park. Changing room pavilions were also completed at Springdale Road, Tolka Valley Park and Poppintree Park.

Works in **St. Audoen's Park** commenced in the last quarter of 2017 as did the conservation and restoration of the Follies in St. Anne's Park. The work includes removing graffiti, re-pointing with specialist lime pointing and generally attempting to arrest further decay. Work will continue in 2018.

Works to progress the *UNESCO Dublin Bay Discovery Centre* project were initiated with the procurement of some minor facilitation works, including the appointment of structural engineers to advise on ground work investigations (which will be undertaken in 2018), and the appointment of environmental consultants to undertake a screening appraisal of the proposal both in terms of Appropriate Assessment and Environmental Impact Assessment (EIA).

Consultation with stakeholders has also been initiated with a round of meetings with DCC, NGOs, elected representatives, and local stakeholder groups now underway and set to continue over the coming weeks. A brief for detailed design for the Discovery Centre will be issued for tender in 2018, followed by the appointment of a design team.

Bloom 2017

For the first time, Dublin City Council Parks & Landscape Services entered a garden into the Bloom Festival 2017. Amongst an exciting line up of 22 inspirational gardens, Dublin City Council's garden, designed by Dara O'Daly, promoted the Parks and Landscape Services' work in greening the city. This garden was awarded a Silver Gilt Award and the comments from the visitors were very positive towards Dublin City Council.

The concept of the garden was to promote the health, well-being and other environmental benefits that derive from 'Greening the City' initiatives being carried out by Dublin City Council.

The garden was designed as a sustainable, colourful urban garden with a monumental oak tree as the main element – the tree being a symbol of DCC's intent to increase the population of trees in the City. Dara also installed a specially designed oak bench, constructed from a wind fallen oak tree, reflecting the Council's goal to provide more public seating throughout the city. The garden also illustrated the value of trees and greening initiatives like Sustainable Urban Drainage Systems (SUDS). This system acts as a reservoir for rainwater running off hard impermeable pavements.

All elements of the award-winning garden were reused in different Parks projects throughout the city, with the large oak tree taking pride of place in the newly opened Weaver Park.

UNESCO Dublin Bay Biosphere and Biodiversity

Dublin City Council's Biodiversity Team continued to deliver on a number of initiatives and actions in the Dublin City Biodiversity Action Plan 2015 – 2020. A key part of their work is engaging with a range of organisations, communities and interest groups to develop greater awareness and understanding of biodiversity.

The Dublin Bay Biosphere Partnership has worked collaboratively with Dublin Bay Cruises to develop guided Biosphere Discovery Tours, which raise awareness of the Biosphere while giving passengers an enjoyable visitor experience. This is an exciting ecotourism initiative which provides employment and enabled people to observe the fascinating habitats and species of Dublin Bay from a distance, thereby reducing ecological impacts.

During September and October staff from the Sports Centres and students from the National Botanic Gardens were instructed in conducting the *Annual Coastwatch Survey* along the length of Dollymount Strand and on the Alfie Byrne Road. The status of the shore was assessed for litter, pollution, coastal erosion and biodiversity. One of the surveys occurred the day before ex hurricane Ophelia and the other occurred the day after Storm Brian so the results were interesting and Dublin Bay was left intact. The participants have committed to doing the survey at these locations again and have offered to provide biodiversity interpretation to schools and the public on an ongoing basis as part of work and training.

During November and December schoolchildren and members of the public were recruited as Brent Goose Ambassadors to ensure that flocks of Brent feeding on our parks and open spaces will not be disturbed during their critical feeding periods. Over 250 school children and members of their communities experienced outdoor classrooms with Parks staff, BirdWatch Ireland and local bait fishermen delivering illustrated talks and expert instruction on winter wading birds, Brent Geese and Marine Biodiversity.

Many schools participated in these events from all over the City. The 6th Class from Scoil Mhuire, Sandymount were supported to enter a project in the Eco UNESCO young Environmentalists award on raising awareness about the Brent Geese through storytelling and they have initiated contact with the Umimmak School in Grise Fjord in the Canadian High Arctic.

Pupils from Belmayne Educate Together received awards from the Lord Mayor for their work on the spring Brent Goose Ambassador 2017 programme. On the day, the Lord Mayor offered letters of introduction to the Canadian Ambassador for the project.

On November 11th over 100 people attended a Brent Geese Open Day at North Bull Island with guided viewing of feeding Brent Geese, illustrated talks and interactive displays on the Life story of the Brent Geese. Attending on the day were members of the community including representatives from the local Kitesurfing community, Local Tidy Towns, 'I love St Anne's', Eco UNESCO and local scouting organisations. Over 20 people signed up to become ambassadors. The ring readings taken during the expert observations by BirdWatch Ireland will be used to scientifically monitor the migration of the geese.

Golf / Pitch & Putt Courses

Dublin City Council currently has 3 Pitch & Putt courses and 2 Golf Clubs around the City which are maintained by City Council Parks staff. These courses are very well attended during the times they are open and are valued by the communities in which they serve. The following outlines the number of customers through the doors during 2017.

Name of Course	Location	Attendance in 2017
Pitch & Putt	Edenmore Park	759 (to end Oct 2017)
Pitch & Putt (Sundays only)	Lansdowne Valley	155 (Jan – August)
Pitch & Putt	Tolka Valley	4,865 (Jan – Oct)
Golf	St. Anne's Park	5,985 (Jan – Oct)
Golf	Silloge Park	23,511 (Jan – Oct)

Play Development

Dublin City Council hosted the 12th 'National Playday' event, which traditionally takes place in Merrion Square Park on the First Sunday in July. The theme for this year's event was 'Fun and Active Play' - over 2,000 families attended and enjoyed this free and fun event.

Play Development continued its involvement in the 'St Anne's Rose Festival' in July 2017 by co-ordinating and hosting the child-friendly and playful element of this event.

Following the success of the 2016 Commemorative events, Dublin City Council was invited to co-ordinate and host two play activities programmes as part of the Áras an Uachtaráin Garden Party Programme; 'Family Picnic' and 'Welcoming Children/New Citizens of Foreign Adoptions'. Over 600 children and young people from all over Ireland and the rest of the world enjoyed playing in President Michael D. Higgins's 'back yard'.

Throughout the year, DCC's Play Development Officer has facilitated community and public consultations regarding the design of play facilities in local neighbourhoods and within the wider public domain. This involved interdepartmental and collaborative working and the provision of practical support and expertise in developing a 'play led' approach regarding the development of a citywide play infrastructure. Some of these projects also benefitted from successful capital funding applications, which resulted in part-funding from the Department of Children and Youth Affairs (DCYA) and are also included within DCC's Parks Capital Programme Budget and 'Playground Upgrades' budget; Mount Bernard Park Natural Playground, Ceannt Fort Playground, 1916 Commemorative Play Garden and Hertzog Park Playground. Additionally Play Development has participated in ongoing work with Dublin City Council Housing and Area Offices. Play projects that are currently being addressed are;

'Ross Road Play Space', Rathmines Avenue, Labre Park, Poole St/Braithwaite Street, Basin Street, Marrowbone Lane and Sheriff St Playground Redesign and Relocations.

The Play Development Unit has supported the Dublin Region Homeless Executive (DRHE) by providing practical support and advice in addressing accessible and inclusive play opportunities for children and young people experiencing homelessness e.g. Green Park Family Hub, Clonard Road Family Hub, High Park Road Family Hub, Sarsfield House Family Hub and the development of a play friendly reception area at Park Gate Hall Homeless Reception Centre.

Summer project support programmes in 2017 involved two new initiatives aimed at promoting and facilitating children and young people's access to outdoor 'free play'. Subsequently, over 1,000 children and young people enjoyed subsidised visits to Dublin Zoo and the sponsored cost of coaches for approximately 22 summer project groups to travel to locations providing biodiversity rich play environments.

Local area resources for play are provided through the provision of practical and financial support to local area offices to facilitate local resourcing of play equipment to loan out to local community groups, clubs, schools etc. for local play events.

Overall, during 2017, the Play Development Unit was involved in ongoing work in advocating for play by adopting the UNCRC 'Child Friendly City Initiative' (1996) in progressing Dublin as a child friendly and playful city where all children and young people enjoy the right to play.

Events and Animation of Parks

In 2017 Parks facilitated the operation of a number of markets in city parks as follows:

- Merrion Square - Thursday lunchtime
- Herbert Park Farmers Market - Sunday
- St. Anne's Park Farmers Market - Saturday
- Bushy Park Market - Saturday March to October
- St. Anne's Park Craft Market, Red Stables - 1st Friday of the month

The park markets are a great opportunity for families and visitors to shop for a diverse range of high quality organic and artisan produce, enjoy a lunchtime break and avail of other amenities that parks offer.

The annual Rose Festival held in St. Anne's Park, Raheny on the 15th and 16th July 2017 continues to grow in popularity and is a key highlight of our annual event programme with visitor numbers increasing year on year. Parks and opens spaces remain extremely popular as venues for large scale and local events with a total of 404 applications for events in 2017.

Event Type	No. of Applications
Music	4
Photo Shoots	70
Festivals	10
Sports Events	53
Weddings	16
Filming	74
Charity Events	26
Arts & Culture	10
Commercial	52
Community & Family	89
Total	404

Parks Administration staff work in collaboration with the event co-ordinators to ensure each event complies with the protocol set out by Parks and Landscape Services for running events in city parks.

As part of the Bram Stoker Festival performers were welcomed to St. Patrick's Park and the Red Stables in St. Anne's Park. Other popular events in parks and at North Bull Island include the Laya City Spectacular, The Big Grill, Battle for the Bay, Happenings Outdoor Cinema, Opera in the Open, The Dublin Kite Festival and performances by the Dublin Concert Band in St. Anne's Park, Harold's Cross Park, St. Patrick's Park and Herbert Park.

In addition to events and festivals that were hosted in city parks, a number of creative and pop up installations appeared in city parks in 2017 including The Treeline Project - a temporary street art installation in Liberty Park in association with the Arts Office and local artists, where a number of community events were held during the summer.

LIBRARIES

Dublin City Council's Public Library service provided a wide range of services through twenty-one branch and three mobile libraries and a number of special services, such as digital services and content, a Business Information Centre, an Open Learning Centre, free Wi-Fi, access to the internet, and services for the community, young people and schools.

Statistics for 2017 on library membership, visitor numbers, loans, and events

Number of items issued to borrowers in 2017	3,420,261
Number of library visits in 2017	2,602,289
Number of virtual visits in 2017	817,972
Number of people who attended events 2017	24,524

National Shared Library Management System

During 2017 Dublin City Council continued to lead the implementation of the new library management system in all public libraries in Ireland. Phase 3 of the project saw thirteen library services go live with the new system in March 2017, bringing the total to thirty participating library services. Dublin City staff led the project and provided training to 200 staff from library services around the country. In 2017 the four Dublin library services joined the pilot delivery scheme from 1st March 2017, providing for the collection and delivery of inter-library loans (i.e. loans between different library authorities) from each branch on a twice weekly basis. In this way Dublin City borrowers now have access to the stock of all library services in the country (and *vice versa*) with a branch-to-branch delivery time of five days.

Library Service Developments

A number of new digital services were introduced for library users in 2017, including several new online resources, such as Oxford University Press Dictionary of Family Names in Britain and Ireland, Grove Music and Grove Art Online among others. Libraries also launched a new free mobile app, providing a quick and convenient way to search the library catalogue, manage your library account, reserve and renew items, check library events and download eBooks, eAudiobooks, eMagazines, eComics and eGraphic novels

Libraries went paperless in 2017 in response to the increase in postage charges and the widespread use of email and mobile phones. We ceased sending printed overdue notices in June 2017, opting instead to notify patrons by email or text message.

Commemorations

Building on the success of the 2016 centenary commemorations of the 1916 Rising, the Libraries and Archive service ran a new Decade of Commemorations public history project, *Dublin Remembers: Is Cuimhin Linn* which aims to make history accessible and enjoyable for all. The project involved six historians-in-residence (appointed in May) working with the general public, community groups, and schools in the five administrative areas of Dublin City Council (one historian per Area) and one to be based at Dublin City Library and Archive, Pearse Street. Working closely with DCC area offices to ensure effective and efficient engagement with the public, the historians met with local historians and groups (including men's sheds and senior citizen groups) and DCC community development teams, organised walking tours, spoke on local radio, planned oral history projects, photographed local monuments/memorials and engaged in historical research, including local history research. They delivered a lecture series on the Irish Revolution 1917-1923 in 14 branch libraries across the city in June, and two of the historians repeated the series in Mountjoy Prison in July. They delivered sources workshops for second level students, facilitated intergenerational workshops in libraries (school children and nursing home residents), a "History of your Doorstep" project to bring snapshots of history pertinent to local areas onto the streets (November) and history podcasts.

Dublin Festival of History

Events	91
Attendance	7,700

The programme for the 2017 Festival took place from 29th September to 14th October in Printworks at Dublin Castle and libraries and other venues around the city. There were over 90 free talks, seminars, walks, exhibitions and films featuring Irish and International speakers, including a living history day for families and children in Richmond Barracks on Saturday 7th October.

New City Library at Parnell Square Cultural Quarter (PSCQ)

Site investigations works commenced in February 2017 and were completed in May 2017. Following a period of project pause, the design team were re-mobilised with a view to submitting a planning application to An Bord Pleanála in July 2018.

Creative Ireland

At the request of the Minister for Arts, Heritage, Regional, Rural and Gaeltacht Affairs and under the Government's national Creative Ireland plan, a City Council Creative Ireland Team was convened in 2017. The Team is led by the City Librarian. A number of public consultation sessions were held and the City Creative Ireland Team hosted a workshop with DCC staff on 27th October to contribute to Dublin's Creative Ireland Programme/ Clár Éire Ildánach 2017 – 2022 and to discuss priorities for inclusion in Dublin City's Culture and Creativity Strategy 2018 - 2022. Libraries took part in the Cruinniú na Cásca event on Easter Monday, with the mobile library, a book doctor and puppet show at Dublin Castle. The Dublin City Culture and Creativity Plan 2017 was launched along with the other local authority plans by An Taoiseach at an event on 25th May.

Kevin Street Library Refurbishment

Construction works began on 8th February 2017 and continued throughout 2017. Following the internal fit-out and final phase of the project, Kevin Street Library is expected to reopen in April 2018.

Home Energy Saving Kit

The Home Energy Saving Kit, a partnership between Dublin's energy agency Codema and Dublin City Public Libraries, won two awards in 2017: a LAMA award for Best Energy Smart Initiative and the Consumers Category at the European Sustainable Energy Awards. Phase 2 of the Home Energy Savings Kit project was launched in March.

Coder Dojo

A Coder Dojo programme was rolled out in Charleville Mall and the Central Library in 2017, with funding from the North East Inner City Project and co-operation from the Coder Dojo Foundation and sessions began in April. The project represented Irish Libraries at Generation Code in the EU Parliament in October where representatives from a range of EU Library Associations and also MEPs and other people working in the library and tech industries were given an overview of the project.

THE LITERARY CITY – DUBLIN UNESCO CITY OF LITERATURE

Dublin North East Inner City Taskforce – Readers-in-Residence

As part of the Dublin North East Inner City Initiative, Dublin City Libraries provided three Readers in Residence to schools and youth clubs in the area. The aim of the project is to promote a love of reading for pleasure and to encourage engagement between children, their families and the local library. The project was managed by the Dublin UNESCO City of Literature office.

Dublin Writer in Residence:

Calls for a Writer in Residence for the city went out in early September. Published writers with experience of public engagement were invited to apply. Two Writers in Residence appointments were made and commenced at the start of November, to run for one year. The Irish Writers Centre provided office space. Both writers conducted workshops and master classes with writing groups based in library branches across the city, as well as working on their own writing during the year.

Dublin: A Year in Words

Dublin: A Year in Words celebrated the breadth and diversity of Dublin's contemporary poets through a year-long series of poetry videos filmed in twelve Dublin bookshops. Over the course of a year a new poem was released each month on the website www.dublincityofliterature.ie.

One City One Book

Events	58
Attendance	1475

Echoland by Joe Joyce was the 2017 choice for Dublin: One City One Book. The festival took place throughout the month of April and included lectures, walking tours, film screenings and panel discussions.

Citywide Reading Campaign

Knight of the Borrowed Dark by Dave Rudden was the featured book for the 2017 campaign, which ran from January to March with over twenty events in branch libraries, the National Library of Ireland, the Dublin City Gallery the Hugh Lane, and the St. Patrick's Festival's Big Day Out in Merrion Square.

Words on the Street – European Literature Night

Words on the Street 2017 took place on 7th September. 1,479 people attended the annual literary evening, which features well known personalities such as Sharon Ní Bheoláin, Bryan Murray, Rick O'Shea, Johnny Ward and Katherine Lynch reading from translated works of European literature. The event is in partnership with Alliance Francaise, the Austrian Embassy, The British Council, Instituto Cervantes Dublin, the Embassy of Denmark, Goethe Institut, Instituto Italiano di Cultura, the Maltese Embassy, the Polish Embassy and the Romanian Embassy.

The International Dublin Literary Award

The twenty-second International Dublin Literary Award was awarded in June 2017 to Angolan author, José Eduardo Agualusa, for his novel *A General Theory of Oblivion*, translated from the Portuguese by Daniel Hahn. 147 titles were nominated by libraries in 109 cities in 40 countries worldwide. Forty-three of the books were in translation, and nineteen different languages were represented.

Programmes and Events

Library programmes were publicised in the Spring, Autumn and Summer brochures and, as always, are linked to national & city-wide themed programmes. A total 21,545 people attended 661 events in branch libraries.

Getting Citizens Online

Under the Department for Communications, Climate Action and Environment, the *Getting Citizens Online* initiative was delivered across the branch library network. The programme offered 10 hours free tuition to a complete beginner. Participants learned how to use the internet to set up e-mail, use search engines and make calls over the internet. Other course content looked at specific government online services, social media, instructional videos on YouTube and some digital photography.

Bealtaine

The Bealtaine programme in May 2017 was part of a nationwide programme of creativity as we get older with writing, craft and music workshops so people could try out new endeavours for free. The theme of 2017's programme was 'All Together Now' – a call for collective action.

The Summer Reading Programme

The 2017 Summer Stars Programme was launched in June and ran in all branch libraries until 31st August. 1,409 children read 8 books as part of the programme to track their reading during the summer holidays.

The branch network provided a wide ranging programme of family and children and teen events on story-reading, art and craft and music workshops. 11,121 people attended 337 events.

We rounded off the year with a focus on Dublin Books Festival, Children's Book Festival and Science Week.

Libraries promoted reading to children and provided 15 workshops for DEIS schools, reaching 558 participants during the summer.

We partnered with the Arts Office to co-ordinate Children's Art in libraries, ensuring children experience a holistic perspective on their surroundings via dance, theatre, art and music. 296 children took part in 19 events. During 2017 Coolock Library became a creative hub for Children's Art in Libraries.

Heritage Week

Heritage Week remained a cornerstone in the Libraries programme for the Autumn with interesting talks and discussions. 750 participants took part in 17 events for Heritage week.

In October Libraries marked the centenary of the Russian Revolution. The City Archives lunchtime series at City Hall explored the impact of the revolution in Ireland.

In November Libraries paid homage to city writer and satirist, Jonathan Swift with an exhibition for his Swift 350th Anniversary.

Sports

Markievicz Sports and Fitness centre reopened to the public in January 2017 after a complete refurbishment and upgrade of the facility and equipment.

In Dublin City's Sports and Fitness centres the Energy Performance Contract for leisure centres was listed as a finalist in Sustainable Energy Authority of Ireland (SEAI) sustainable energy awards.

In St. Catherine's Community Sports centre the conference room was significantly upgraded to European Standards dance studio with College of Dance taking up residence.

The ongoing refurbishment of Sean McDermott Street swimming pool continued during 2017.

In Ballymun, Finglas and Ballyfermot Sports and Fitness centres the very successful children's swimming classes continue to be booked out as soon as they are announced.

Dublin City Council is providing, in partnership with the HSE, an inter-agency chronic pain and disability programme and pulmonary rehabilitation programme in the Ballymun and Finglas centres. Participants are encouraged to maintain their new fitness regime/training by continuing to visit the centres after their programme finishes.

On Wednesday 10th May 2017 following a fire in an apartment block in Vermont, Blanchardstown, 35 families were evacuated. The Cabra Parkside Sports and Community Centre facility was the designated Rescue Centre for these families. This was a major project involving Dublin City Council, Fingal County Council, Civil Defence, Dublin Fire Brigade and An Garda Síochána.

Minister Simon Coveney attended the facility later that night and commended all involved on the success of the project.

Community Recreation Centres

A major refurbishment, repainting and renewal of equipment of the following facilities was undertaken;

- St. Pauls Recreation Centre, Blackhall Parade
- Dominic Street Recreation Centre

A new Multi Use Games Area (MUGA) Pitch was installed at;

- St. Laurence O'Tooles Recreation Centre, Sheriff Street

The Community and Recreation Centres held programmes across the year and also included seasonal programmes such as:

- Easter term time programmes
- 5/6 week Summer Projects and camps
- Halloween programmes and events
- Christmas programmes for children
- Christmas projects for senior citizens
- Community parades in partnership with local communities

Sports and Wellbeing Partnership

The Dublin City Sport and Wellbeing Partnership is an initiative led by Dublin City Council but guided by a high level board of influencers including representatives of other leading sport organisations, state agencies and business leaders.

It is designed to take a consolidated approach to how sport and physical activity services and programmes are delivered across the city with an enhanced emphasis on health and wellbeing.

In 2017, the Partnership launched its first statement of the strategy “STRIDE 2017 – 2020” setting out the sport and physical activity priorities for the city over the next four years under the following strategic goals:

- **Places and Spaces**
Providing opportunities for more people to participate in sport and physical activity in Dublin City by knowing what is available, identifying gaps and developing plans for future investment.
- **Programmes and Services**
Delivering a consistent and measurable suite of programmes and services to meet the needs and enhance the lives of all people living in and working in Dublin city.
- **Promoting Sport and Inspiring People**
Engaging and connecting with all people living in, working in and visiting Dublin through events, programmes, technology and real-life experiences.
- **Good Practice**
Delivering and maintaining high standards through our people, our board, our partners and those we work with to fulfil best practice and good governance.

The plan is progressive and ambitious and each goal consists of a clear set of initiatives and actions. Implementation commenced at the beginning of 2017.

Operationally the Partnership has 18 dedicated Sport Officers who work across the five administrative areas of Dublin city. The officers develop and implement sport and physical activity programmes and services to the general population that include local projects and city wide events. They work alongside 20 co-funded officers in Boxing, Cricket, Rowing, Rugby and Football plus a HSE health promotion for physical activity officer.

Key initiatives delivered by the Partnership in 2017 include:

- **Operation Transformation Walks:** In conjunction with Sport Ireland and the RTE programme, three walks were hosted on Saturday, the 13th of January in Finglas, Islandbridge and Raheny. Attendance at each walk was approximately 100-200 participants.

- **Change for Life Programme:** a health and wellbeing initiative aimed at adults in disadvantaged areas in conjunction with RTE's Operation Transformation programme with almost 1000 participants.
- **Lord Mayor's 5 Alive Challenge:** 5 Races, 2 to 6 miles each, with 400 participants.
- **Champions Programme:** multi-activity sports programme for people with intellectual and physical disabilities including sports day with over 200 participants.
- **Forever Fit and Older Adult Sports Day:** Citywide older adult activities cater for over 1000 participants on an annual basis. Over 200 took part in the annual older adult sports which took place in Trinity College.
- **Late Night Leagues:** an initiative in conjunction with the Football Association of Ireland (FAI) and Gardai as a diversion programme for young people at risk with over 600 participants.
- **Great Dublin Bike Ride:** The event, which is co-funded by DCC, saw numbers increase from 3200 in 2015 to 6000 in 2017. 340 cyclists completed a lead in programme and 150 of these went on to participate in the GDBR event.
- **Get Going Get Rowing:** a partnership indoor rowing programme with Rowing Ireland aimed at teenage girls with almost 3000 participants.
- **Beat the Street:** evidence-based intervention designed to increase physical activity levels across a community. Beat Boxes were placed throughout the chosen areas of Dublin 8, 10 & 12 to encourage participants to tap with cards or fobs in order to score points and win prizes. The further the distance travelled the more points accumulated. Almost 11,000 people participated in the initiative which was funded by Sport Ireland via Dormant Accounts, Healthy Ireland and Dublin City Council.
- **StartBox:** a partnership with the Irish Amateur Boxing Association introducing primary and secondary school children to the sport of boxing in a safe and fun environment – almost 7000 participants.
- **Couch to parkrun:** Beginners running programme with 500 participants. Sustainability achieved through supporting participants to join their local parkrun. The partnership supports parkrun via funding and promotion with 2017 seeing an additional 3 parkruns established in Dublin City.
- **Primary Schools Cross Country Event:** In partnership with schools and local athletics clubs, caters for approximately 700 participants.

Dublin City Arts Office

Dublin City Council's City Arts Plan 2014-2018 sets out the purpose and areas of work of the Dublin City Arts Office. It outlines a commitment that the Arts Office and Dublin City Council 'will foster a shared responsibility for culture and the arts, with a focus on three areas of work: assisting public access to the arts, facilitating artists' development and enriching the cultural experience of the city'. The Arts and Education Policy was adopted by City Council in 2017.

Listed below are some of the programmes and projects that were delivered by the Arts Office in 2017:

- Opera in the Open – 4 events.
- The Chinese New Year’s Festival – 52 events.
- The Musictown Festival – 15,000 people attended 50 events
- The International Literature Festival Dublin – 9,800 people attended 70 events.
- 39 Artists exhibited in the Lab Gallery
- IAWATST art show at the LAB in association with the OPW was curated by children from the North East Inner City and toured nationally and in Northern Ireland
- Artists’ Residences: St. Patrick’s Lodge, 6 and 7 Albert Cottages and 9 Wooden Buildings.
- Incubation Space Award for 5 Research and Development collaborations that involved Music, Visual Arts and Theatre
- Children’s Art in Libraries Programme – 500 children participated
- Arts Officer Clinics
- Culture Night Dublin – 330 venues, 450 events.
- €530,000 distributed in Arts Grants
- €20,000 distributed in Bursaries
- €280,000 in programming with Artist and Arts Organisations
- Supported the Public Arts Programme through the care and maintenance of Dublin City’s public art collection. 172,000 visitors heard the Voices of Memory Sound installation by Christine Kubisch in the War Memorial Gardens commissioned by Dublin City Council and the Goethe-Institut Ireland.
- Arts Education Policy adopted by city council
- Visual Thinking Strategies project trained 40 teachers, artists and art educators
- Erasmus Plus funding of €246,000 awarded for “Permission to Wonder” Project

Dublin City Gallery The Hugh Lane

Dublin City Gallery The Hugh Lane is home to one of the three largest collections of modern and contemporary art in Ireland. The collection consists of 2068 artworks, along with the Harry Clarke Archive and the renowned Francis Bacon Studio and Archive. The Gallery has planned a seven year programme under the theme of Artist as Witness (2016 – 2023). In 2017, the programmes focused on Artist as Witness: Migrations. Based on this theme the collection displays drew on the depth and breadth of the collection dating from the late 1890’s to today and the annual programme of temporary exhibitions included three solo and one group exhibition by Irish and international artists.

These exhibitions explored the concept of migration in reality as well as in mythology; the necessity of migrations for illumination and exchange of ideas; how it is facilitated by land and sea and also the tragedy of enforced migration. Such exhibitions provide the opportunity for audiences to view works on loan from other institutions and individuals, and expert curation provides a stimulus for thought and discussion. The Education and Outreach programme contributed to the theme of Migrations through workshops, art classes, talks, lectures and screenings, promoting and facilitating engagement with the exhibitions and collections, and the understanding and appreciation of the visual arts.

In 2017, the gallery adopted a new five year Strategic Plan 2018-2023. Our vision is to “Build on Hugh Lane’s ambition - leading city art gallery for Dublin’s citizens and visitors”. In order to deliver on this vision, the strategy focuses the business of the gallery on the following areas:

- A Gallery that is Connected to Dublin and its People
- An Engaging Cultural Environment

- A Collection that is Growing and Protected
- An Innovative Gallery whose Reputation is Widely Respected and Recognised
- A Gallery that is Known as a Great Place to Visit and Work

In 2017, the gallery delivered a wideranging and inclusive programme of workshops, lectures, tours, classes, exhibitions and events including:

- 4 major Exhibitions (two Irish and two International Artists), each accompanied by a catalogue
- 8 Adult Drawing and Printmaking Courses (most of 4-6 weeks duration each)
- 82 Public lectures, seminars, coffee conversations, performances and film screenings
- 118 children's workshops including community outreach
- 25 Peoples College and art history course lectures
- 377 guided tours delivered including 66 free public tours
- 1 sold out Dopplereffekt performance
- 5 public displays of children's artwork
- 1 Portfolio preparation course (20 weeks)
- Sunday at noon concerts series.

Alongside the extensive 2017 programme of in-house workshops, lectures, tours and coffee conversations, the Education and Outreach Department continued to engage new audiences with the gallery and the collection. An extension of the community-based pilot project of 2016 resulted in a collaboration with the Central Area for the delivery of a visual arts programme for young people in Sherriff Street. This programme was delivered via workshops in the Sherriff Street Community Centre, along with visits to the gallery. An exhibition of the work produced was displayed in the gallery, accompanied by a short film that captured the process.

A collaboration with the Foundations Project (a HSE funded project for Homeless Families) commenced in 2017 and is ongoing.

The four major temporary exhibitions in 2017 were:

- "Eugeen van Mieghem, Port Life" by Belgian artist Eugeen van Mieghem in collaboration with the Eugeen van Mieghem Museum Antwerp and sponsored by Dublin Port Authority
- Irish artist Anne Madden "Colours of the Wind – Adriadne's Thread"
- Irish artist Eithne Jordan "Tableau"
- International group exhibition "Ocean after Nature" in collaboration with Independent Curators International New York.

Each exhibition was accompanied by a catalogue, along with lectures and talks aimed at encouraging discussion and debate on the themes.

The Head of Conservation met the Conservation Team from the National Gallery London who came to Dublin to review the shared Hugh Lane paintings in the Gallery. The major conservation project in 2017 was the restoration of works by Cecil King, which will go on view in 2018.

The Gallery supported and participated in:

- Chinese New Year Festival
- St. Patrick's Festival
- Russian Festival of Culture

- Culture Night
- Festival of History
- One City One Book
- Dublin Gallery Weekend
- National Drawing Day
- Bealtaine

The 2017 programme was a great success.

- 180,171 visitors to the Gallery in 2017
- 18,000 participating in the education programme.
- 12,000 visitors enjoying the Sunday Concert Programme

International Relations

The International Relations Unit continued to maintain and enhance Dublin City Council's relationships with our twin cities and those with whom we have co-operation agreements.

The Lord Mayor visited Nice at the request of the French Ambassador to launch their Spring Carnival, the first public event since the terrorist attack in 2016. He also travelled to Jerusalem in May to promote the Interfaith Charter. Cllr. Paul McAuliffe deputised for the Lord Mayor at the 4th Asia/Europe meeting in Lisbon in May, which focused on three areas:

1. mobility and environmental sustainability
2. innovation and entrepreneurship
3. inclusion and interculturalism

International Relations Unit cultivated Dublin City Council's relationship with Russia and signed an enhanced MOU with Moscow in February and collaborated on a round table forum on the theme "Moscow and Dublin – opportunities and potential for business relations, tourism and education". International Relations Unit also co-operated with a B2B Irish-Russian Trade Mission in March in Clontarf Castle and hosted a delegation of senior officials to the city in July.

The Lord Mayor, Brendan Carr, led a trade and cultural mission to San José in March accompanied by the President and CEO of Dublin Chamber, 5 small Dublin businesses, City Councillors and officials. The schedule included business breakfasts with San José city officials and Chamber of Commerce, seven site visits including ones to LinkedIn and Facebook, the Spirit of Ireland awards ceremony, a workshop in the San José Stage Company and the Sacred Heart Community Centre.

Throughout 2017 International Relations:

- enhanced the Masters scholarship arrangement with San José State University by welcoming a Masters music student from San José to Dublin for a 3 month study period in DCU followed by a 4 month internship in the Arts Office. In addition, the 7th DCU Masters Science student went from Dublin to San José under a similar arrangement.
- hosted a photographic exhibition by San José professional photographers in the Civic Offices for a month, followed by its tour of certain city libraries.
- collaborated with:
 - The library service in preparing a video message for Montreal which was celebrating Bloomsday
 - Dublin Chamber to welcome a high level delegation from Beijing to Dublin in June.
- worked with the Smart Dublin team on a business conference in City Hall in May for Smart Tech businesses from Budapest that were in Dublin for Futurescope

- welcomed 9 delegations to the city in 2017 including ones from Hamburg, Shanghai and South Korea, all wishing to study various aspects of life and business in Dublin.
- supported six international business conferences to the city as part of our mission to develop business tourism in collaboration with Fáilte Ireland.
- took an active part in events organised by the international networks Eurocities and Intercultural Cities.

The Lord Mayor signed a new Friendship Agreement with Dublin, Ohio in August.

The Chief Executive welcomed his counterpart from Belfast City Council for a business meeting to discuss small business support initiatives, international relations activities, Brexit, economic monitor, tourism promotion and their bid for European Capital of Culture. The Lord Mayor participated in a conference in Belfast.

Integration Strategy 2016-2020

Work continued on implementing more of the 54 actions in the Dublin City Integration Strategy 2016 to 2020 in partnership with a wide variety of groups. Some key actions included:

- Hosted an Interfaith Conference in Richmond Barracks in September highlighting the contribution of faith to civil society, in collaboration with the Dublin City Interfaith Forum.
- Collaborated on a celebration of the diversity of Dublin in terms of culture, faith and people (MEASC) in Merrion Square in September
- Declared Dublin a “Welcoming City” at the start of the four week celebrations of social inclusion
- Collaborated in a workshop to promote awareness of migrants rights to vote in local elections
- Supported Front Line Defenders in their festival of human rights in October
- Supported the library service in the production of the “Knowing Dublin” guide which has a strong emphasis on how to vote and why it is so important that citizens use their vote
- Continued to support an English language Intercultural Centre in Ballybough Community Centre and the opening of a second such facility in St. Catherine’s Community Centre, Thomas St
- Extended the multilingual walking tours in the city

Comhairle na nÓg

Dublin City Council continued to participate with other relevant statutory agencies in delivering the National Strategy for Children and Young People. Facilitating Comhairle na nÓg forms a significant part of this work.

The 2017 Working Topic for the Comhairle was Youth Homelessness with a focus on Young People in Care. In pursuing this topic members of Comhairle held 26 meetings and met organisations such as EPIC (Empowering Young People in Care), Túsla, Dublin Regional Homeless Executive, Focus Ireland, Peter McVerry Trust, Simon Community, Spunout.

They recorded a video titled “We all need support”, which they launched at the showcase in Smock Alley Theatre in September presenting the results of their research to their parents, Councillors, DCC staff and various organisations dealing with the homeless. They launched an After Care Charter outlining six recommendations in relation to the supports that young people require when leaving care.

Other key actions included:

- Featured on www.dublin.ie and www.thehumansofdublin.ie
- Went on a team building overnight excursion to Kippure
- Took part in a one week intense youth sailing trip with Sail Training Ireland
- Hosted a stand at the two day youth conference Zeminar in the RDS
- Spoke about their work on RTE News2Day

Comhairle members also consulted with or were consulted by:

- Poolbeg SDZ
- Robert Chaskin from NUI Galway on the relationship young people have with politics
- Dublin's Culture Connects
- The PPN co-ordinator on how to engage young people with the PPN

Social Inclusion

Dublin City Council continued to provide civic leadership to create a city that is socially inclusive and a better place for people to live in, work in and visit.

The Social Inclusion celebrations took place over a four week period in 2017. It was kicked off on 14th September by declaring Dublin "A Welcoming City"

Over 20 well-attended events and activities took place during the month across the entire city.

The programme included:

- Drumming workshops in the school for the deaf
- A photographic exhibition
- Activities for adults with mental health difficulties
- A campaign to raise awareness of the challenges and difficulties of "coming out"
- An education, empowerment and wellbeing conference for 15 to 20 year olds
- The Diwali Festival of Lights
- A sports day for over 55s
- A musical tour of Richmond Barracks
- An intercultural storytelling project
- A cinema showing of short radio plays for blind and visually impaired people

Social Inclusion collaborated on a project in the Capuchin Day Centre to provide art classes for children of families availing of the meal service.

The very successful "Let's Walk and Talk" series continued in 2017 with 18 specialist walks including Jonathan Swift & His Liberties, the Wild Side of the Dodder, Nostalgic O'Connell St., Romantic Dublin, and weekly walks in Irish, Spanish and French.

Dublin's Culture Connects

Dublin's Culture Connects aimed to connect Dubliners to their city.

The four main programmes delivered in 2017 were:

- The National Neighbourhood
- Cultural Audit and Map
- EU LAB
- Fundraising Fellowship Dublin

The National Neighbourhood is a partnership between Dublin's Culture Connects and Dublin City Arts Office, Dublin City Gallery The Hugh Lane, Dublin City Public Libraries, the 5 Area offices of Dublin City Council.

Partnership between the 8 National Cultural Institutions in Dublin (The Abbey Theatre, The National Gallery of Ireland, The National Concert Hall, The Irish Museum of Modern Art, The Chester Beatty Library, The National Archives of Ireland, The National Library of Ireland, and The National Museum of Ireland).

In 2017, 450 events took place with over 100 artists and creative practitioners and 86 community groups

- 200 performers took to the streets over 2 days in Ballyfermot participating in The Passion Project
- A capacity audience at the Abbey Theatre enjoyed plays, songs and choral performances by groups from Whitehall, Cabra, Ballymun and Finglas
- Over 4 nights, a bus travelled through sites in Ringsend, Irishtown, Sandymount and Pearse Street with performers and audience on board and in parks, pubs and other stop off locations en route
- Numerous groups planned a food trail in the Docklands and North Inner City based on old and new food traditions
- Performers took to the stage of the National Concert Hall to show a film they made in Drimnagh, the musical they had composed in Crumlin, the poems they had devised in Ballyfermot and the documentary made with groups from Rialto and South Circular Rd.
- A group in Coolock published a book about where they live.
- A group from Raheny, Belmayne, Priorswood, Donaghmede, Ayrfield and Artane made visits with artists to IMMA and renewed their connection with the culture of the city

Cultural Audit and Map

The Cultural Audit and Map is designed with the influence of cultural and business partners and 13 sections within Dublin City Council via a steering group and inventory working groups.

The sourcing of data got underway from Dublin City Council sections, public bodies and the public. The information will be linked to the GIS system for internal Dublin City Council use and mapped to a website for the public's use. Work is ongoing to appoint a supplier to roll out technical requirements now that they have been set.

EU Lab

The EU LAB matches partners with common interests to help them to build projects and source European funding. The following applications were made in 2017:

- Urbact with North West Area office (awarded but later withdrew)
- Ireland Wales Co-operation Programme with Parks section (declined)
- Europe for Citizens with Social Inclusion section (declined)
- Erasmus+ with Dublin City Arts Office section (awarded €244,618)

Fundraising Fellowship Dublin

Four Fundraising Fellowship positions were filled in Dublin Theatre Festival, Helium Arts, Fishamble, New Play Company and Temple Bar Gallery and Studios. The Fellows are working through a 24-month learning programme in the areas of sponsorship, marketing and fundraising with support from 12 external marketing and fundraising experts.

Events

Dublin City Council continued to support and develop an annual programme of diverse events and festivals in 2017. This programme is successfully produced in partnership with other City statutory agencies, ensuring that varied, inclusive and family-friendly events are

delivered safely. While the events and festivals programme aims to bring social, cultural and economic benefits to the City, an increased focus is now directed to growing tourist and local visitor numbers, in close collaboration with Fáilte Ireland. The Events Section also continues to manage and promote the use of public spaces in Dublin, including providing important support to the film industry.

2017 saw the biggest, and most successful, delivery of the Bram Stoker and New Year's Festivals. The Bram Stoker Festival is now firmly embedded in the October bank holiday calendar, with attendance at the annual Macnas parade through Dublin City Centre becoming a modern family tradition. New Year's Festival succeeded in 2017 in positioning Dublin on a worldwide stage as a holiday destination for visitors, while providing innovative and exciting events for local attendees. Other large scale events also returned to Dublin in 2017, including the world class St. Patrick's Festival, Riverfest and Tradfest.

The Dublin City Marathon's move to Sunday again resulted in a huge level of overseas participation. Ironman 70.3 triathlon saw record numbers participate in the third year of the event. A number of other sporting events were also facilitated and supported in 2017, including the Great Dublin Bike Ride, the Streets of Dublin 5K and the Rock and Roll Half Marathon.

Other unusual events also enjoyed success in 2017. These included Hotter than July, the Big Slide Home, Pets in the City, the Street Velodrome and the Kite Festival.

Licensing Unit

The Licensing unit is responsible for the management and provision of various licences to customers including Casual Trading Licences and Event Trading Licences in accordance with the Casual Trading Bye Laws 2013 and Street Performance Permits in accordance with the Dublin City Council Street Performers Bye Laws 2016.

Casual Trading

Annual Casual Trading Licences vary very little from year to year. These are issued for designated trading. There were 300 issued in 2017.

There were 2,674 Event Trading Licences issued in 2017. This was an increase of 465. The increase was due to enforcement by our four Assistant Inspectors ensuring that all traders are licensed. Events take place throughout the City in such venues as the 3 Arena, The Aviva Stadium and Croke Park.

Street Performance

Street Performing is a time honoured tradition in Grafton Street and other Dublin City Streets and brings colour and vibrancy to the area. Dublin City Council recognises this attraction for tourists and citizens alike. The Street Performers Bye-Laws 2016 create a positive busking environment for businesses, residents and visitors to the city. They also provide equal opportunities for each performer to avail of the most popular locations on Grafton Street and other areas in the City. Limits on time and volume ensure that the performances remain enjoyable for all.

Under the Street Performers Bye-Laws 2016 a Street Performer must have a permit and comply with conditions of same. In 2017, 372 annual permits were issued. 182 of these got a further permit to use an amplifier. A visitor to the City may apply for a visitor's permit for a period of two weeks. 125 visitor permits were issued in 2017. 32 of these included the use of an amplifier.

Control of Horses

The Licensing Unit implements the Control of Horses Act 1996 and the Control of Horses bye-laws 2014. There were 122 horses seized in 2017.

The Smithfield Horse Fair

Two fairs took place in 2017, one in March and one in September in accordance with the Smithfield Fair Bye-Laws 2013. Licences were issued for 45 horses in March and 15 in September.

Control of Dogs

The Licensing Unit implements the Control of Dogs Act, 1986, the Control of Dogs (Amendment) Act 1992 and the Control of Dogs Regulations 1998. The number of stray dogs has dropped by almost 50% over the last 6 years, this greatly increases the chances of re-homing the strays. Over 96% of the dogs were re-homed or reclaimed.

Economic Development and Enterprise Office

Dublin City Local Economic and Community Plan (LECP) – 2016 -2021

The process of consultation and feedback regarding the LECP led to the publication of the 2017 Action Plan, which was prepared with the support of members of the Advisory Group. The consultation for the economic actions allowed for individual and group discussions with senior managers in Dublin City, leading to the identification of a series of collaborative actions. Members of the Economic Development and Enterprise SPC provided direction and oversight to the process and identified a number of actions for inclusion in the 2017 Plan. A summer briefing event was held, with discussions focussing on the work carried out collaboratively under the LECP process with discussions led by the Chairs of the Economic and Enterprise SPC and the LCDC. A series of videos were commissioned capturing progress on a number of high level actions. The 2016 End of Year Report was also finalised and published containing updates on the 399 actions supporting the 12 high level goals.

Dublin Economic Monitor

Four editions of the Dublin Economic Monitor (DEM) were published, promoting the strengths of the Dublin region and highlighting areas that require additional action to ensure the continued success of the region in supporting citizens, job creation and quality of life issues for the growing population and tourists.

Pendulum Summit 2017

The Economic Development unit manned a stand at the very successful *Pendulum Summit* held in the Convention Centre on the 11th and 12th of January. An advertisement promoting the Dublin economy was included in the event brochure with copies distributed to all attendees.

Showcase 2017

An Enterprise Zone supported by the Local Enterprise Offices (LEO) saw businesses promoting their products at Showcase, which opened in the RDS on the 22nd January. Dublin City Local Enterprise Office provided financial support to five businesses that had completed the craft and design business programme, delivered by LEO Dublin City in collaboration with the Design and Crafts Council of Ireland.

Design4Growth

A *Design4Growth* Showcase took place on the 16th February, serving to highlight the work done during the innovative pilot programme. A video featuring the participant companies and design strategists was premiered at the event, telling the story of the programme's impact and benefits to all involved. The Senior Design Strategist conducted an interview with participant companies and facilitated an interactive workshop for all attendees, contributing to the promotion of the programme in the next stage of roll out.

Dublin City Infrastructure Summit 2017

The chair of the Economic Development and Enterprise SPC hosted the Dublin Infrastructure Summit, held on the 23rd May at Dublin City Hall, bringing together stakeholders who discussed current infrastructural issues and debated and proposed potential solutions and to meet the future needs of the city. A report on the outcome of the summit was published in 2017.

Dublin.ie

Dublin.ie is the city branding web site for Dublin designed to inspire those based here to make the most of the city and region, and to attract those who want to relocate to Dublin to live, work or study. The site published 200 articles, including a series on interesting Dubs (old and new) and Dublin treasures like the Lambert Puppet Theatre and the Blessington Basin. The What's On section continued to attract a high level of users, with a renewed

focus on events led or supported by the council such as Saint Patrick's, Pride and Bram Stoker Festivals. An email newsletter was launched in Q4 designed to engage further with site visitors, providing updates once a fortnight with links to the latest articles and the What's On listings. As Dublin.ie is dependent on high quality images and video content, Digital Asset Management (DAM) software was put in place to manage and catalogue this material. A Digital Marketing Strategic review was undertaken mid-year which led to the creation of refined user personas and a series of recommendations that will be implemented to further enhance the user experience.

Dublin Action Plan for Jobs: Implementation Committee

Dublin City Council hosted the third meeting of the Implementation Committee for the Dublin Action Plan for Jobs on 27th June. Presentations were made on the reimagining of Dublin 1 and on the plans to create a large scale maker-space for the Dublin region. The meeting also received a briefing on the enterprise development fund of €60M, which was open to applications supported by the Action Plan for Jobs.

Local Enterprise Week – 5th to 11th March 2017

Local Enterprise Week began with the national Ireland Best Young Entrepreneur (IBYE) final held in Dublin's Google Headquarters. Two competitors from the Dublin region emerged as national winners. LEO Dublin City's week of events was officially launched by the Lord Mayor, with Pink Kong Studios selected as the Dublin City Enterprise Award winner for 2017. The week long programme, packed with events from early morning to late evening, culminated in a Saturday Start Your Own Business Boot-camp. Events focussing on sustainable business models, women in business, finance, networking, mentoring and promotion featuring 700 participants attracted coverage in the local and national press.

National Enterprising Town Awards 2017

The Economic Development Office worked with the City Council's area offices in supporting applications from the Dublin Docklands, the Liberties and Ballymun as part of a new national Enterprising Towns awards scheme supported by Bank of Ireland. Working in collaboration with community and business leaders, presentations were made to a panel of judges who were taken on a tour of each area. At the award ceremony the Dublin Docklands was nominated as the winner in two categories and now holds the Enterprising Towns Award for 2017 for "Best in Dublin Region" and "Best in City Region".

Pilot: Start Your Own Music Business (SYOB)

The Hard Working Class Heroes (HWCH) festival run by First Music Contact (FMC) was held in September with the support of Dublin City Council. The decision to run a Start Your Own Business (SYOB) Music programme was announced at the festival. The programme, aimed at developing the business skills required to succeed in the music industry, was designed based on research conducted by LEO Dublin City that informed the development of a tailored programme that will run in 2018, in conjunction with FMC.

Uprise Festival 2017

The Uprise Festival was held for the second time in Dublin in October featuring a Fintech and Entrepreneurship stage, powered by Dublin City Council. Over 900 people attended the festival. The Dublin City Council stage hosted 23 speakers who engaged in 8 panel discussions, attracting over 200 participants throughout the day. Over 50% of the attendees at the festival were from overseas and the event contributed to the positioning of Dublin as an ideal location for innovative business start-ups.

National Women's Enterprise Day (NWED) – 12th October 2017

Minister for State for Higher Education, Ms Mary Mitchell O'Connor opened the event, which included sessions on 'The Thinking Leader', 'Brexit' and 'Build Your Digital Audience', as well as 'Meet the Entrepreneur' sessions and a panel discussion.

Roisin Hogan from Hiro By Roisin www.hirobyroisin.com was the key note speaker. Roisin is a former Food Academy participant and also participated on the BBC's The Apprentice programme in 2014.

Meet the Buyer Event, 25th October Kilmainham Hospital

LEO Dublin City took an information stand at this event promoting its services to those attending the event to explore the business opportunities created by the construction of the new children's hospital. Enterprise Ireland, in association with the National Paediatric Hospital Development Board, invited registrants to meet the new children's hospital contractors - BAM Building Ltd, Jones Engineering Group and Mercury Engineering Ireland - providing a networking opportunity for local businesses. Construction, engineering, mechanical and electrical companies, as well as companies in related sectors, were in attendance.

Dublin Christmas Flea Market – Point Village – 8th to 11th December 2017

Dublin City Council partnered with the not-for-profit group Dublin Flea, to deliver the outstandingly successful Dublin Flea Christmas Market which attracted over 30,000 visitors to this unique Dublin festive offering. The Christmas market held in the Point Village over 4 days supported over 125 stall holders of Irish contemporary design, hand-made craft, art, books, antiques, collectibles, vintage, furniture, clothes and jewellery, not found on the high street offering their goods. Economic staff worked with the events unit and Dublin.ie to promote the Christmas market, which was free of charge to attend, and contributed a unique offering as part of the series of Christmas market held in the city.

Local Enterprise Office (LEO) Dublin City

LEO Dublin City, the city's first stop shop for enterprise supports, had a very active and engaged year working to strengthen the enterprise culture in Dublin City by supporting a wide range of entrepreneurs seeking to develop their businesses. During 2017 the LEO supported Dublin business through the provision of a range of grants and financial supports, subsidised training programmes and mentoring assistance and delivered the following supports throughout the year:

Local Enterprise Office (LEO) Metrics 2017		
LEO Dublin City Services	Metrics	2017
Training	Number of Courses	113
	Number of People	2390
Mentoring	Number of Hours	874
Events	Number of Events held	63
Networks	Network Events Supported	17
Grants	Total Grants Approved	60
Technical Assistance for Micro Exporters (TAME)	TAME Grants Approved	30
Trading Online Voucher (ToV)	ToV Approved	146

INFORMATION SYSTEMS

Dublin City Council's Information Systems (IS) Department delivers information and communications technology services to over 4,200 users at 170 locations throughout the city. A range of Information Communication Technology (ICT) systems and processes support over 500 services available to the citizens and visitors of Dublin. These services are provided under the Service Level Agreement (SLAs) agreed with the client Departments using Information Technology Infrastructure Library (ITIL) based standards for service delivery, including formalised internal and external service level agreements. A corporate ICT strategy with strong business ownership underpins the delivery of ICT services. Industry leading applications and hardware are used to support this strategy, including major elements of the Oracle e-business suite, covering Financials and Customer Relationship Management. Clustered enterprise level servers are used with high performance virtualised Storage Area Network technology to provide resilient solutions.

The IS Department is structured around different functional units that work closely together to deliver the overall service. These units are:

- Program Management and Procurement
- Application Support and Knowledge Management
- Technical Services
- Service Level Management, Strategy and End User Computing

Program Management

This unit uses Business Process Mapping and Improvement techniques and is responsible for program and project management of I.S. related projects. In line with the standards adopted by the rest of the organisation, this unit uses the PMBOK (Project Management Body of Knowledge) framework in the management of projects. During 2017 the number of professionally certified project managers has increased to 5.

During 2018, twelve I.S. related projects were managed by this unit. These ranged from large corporate to technical infrastructural and departmental projects. Business cases were prepared in advance of commencing project and Benefits Assessment Realisation reports were produced post project closure. Major work in 2017 was to complete the implementation of the Financials r12 upgrade and commence the CRM upgrade. Many departmental systems were also upgraded in 2017.

IS department continues to use the Office of Government Procurement (OGP) frameworks and DCC direct tenders for its ICT procurements in 2017.

Application Support and Knowledge Management

The Applications Management unit is responsible for providing and supporting corporate and departmental computer software systems. Staff in the unit ensure Information Technology systems are available, produce system reports and output files, administer databases, implement changes and manage third party support contracts. They provide support using best practice ITIL standards for a large range of corporate and departmental systems. Support is also provided for Geographic Information Systems (GIS) and the corporate Business Intelligence (BI), which has been implemented in a number of key areas this year.

Technical Services

The Technical Services Unit is responsible for the maintenance and enhancement of the technical I.T. infrastructure required to support the large range of I.T. services and systems in place across the organisation. This encompasses network, server and desktop management and support. This support is delivered using ITIL based service delivery

standards, incorporating Problem Management, Issue Management, Request Management, Capacity Management and Change and Release Management.

This unit is also responsible for the provision of a Disaster Recovery and Business Continuity ICT environment on behalf of the organisation and actively works with Risk Management groups across the organisation to co-ordinate this.

The IS Department has a number of managed services and niche contracts in place to provide the specialised levels of support necessary on our technical infrastructure. These services and contracts were reviewed as part of the procurement cycle during the year.

Service Level Management

Services are provided under Service Level Agreements (SLA's) agreed with the client departments using International ITIL based standards. In 2017, the Information Systems (IS) Department's Service Desk dealt with 25,000 approx calls/requests relating to IT services. These were broken down under A, B and C priority calls, with the highest priority assigned to A calls. The calls were resolved within the SLA. The service availability across all system was 99.86% which measured favourably with a targeted figure of 95%.

HUMAN RESOURCES AND CORPORATE SERVICES

Human Resources

During 2017, the Human Resources Department supported the organisation by resourcing Departments to provide quality customer service and deliver the Council's corporate objectives as outlined in the Corporate Plan.

The total number of employees at 31st December 2017 was 5,741 (headcount). The full time equivalent (FTE) number (i.e. taking account of work sharing arrangements) was 5,401.

The total workforce number of 5,741 represents a marginal increase of 2 per cent on 2016 staffing levels but a reduction of 22 per cent since December 2008. Core numbers across clerical and administrative staff, professional and technical staff (e.g. engineer, planner, architect grades) and Dublin Fire Brigade increased slightly from 2016 to 2017 with a reduction in the numbers employed in Management and Operational positions. Since 2008 the most significant reduction in resources continues to be across management grades (36 per cent), followed by operational grades (30 per cent), clerical and administrative staff (25 per cent) and professional and technical staff (16 per cent).

In 2017 the City Council held a number of recruitment competitions, across a range of grades and positions, addressing critical vacancies and ensuring capacity within the Council to deliver on new delivery requirements and national priorities. The net effect of this recruitment was a slight increase of staffing numbers on 2016 levels.

This recruitment complemented the continuing processes of restructuring, reassignment and prioritisation of work by management and staff which enable continuous service delivery to citizens and customers within the reduced workforce numbers.

In 2017, the Department of Housing, Planning and Local Government endorsed the City Council's Workforce Plan. This Plan provides a framework to address workforce priorities and challenges and ensure that the Council continues to deliver through our employees.

Equality Office

During 2017 the Council's Equality Office implemented a series of initiatives to ensure that Dignity at Work complaints are dealt with in an effective manner and resolved quickly and satisfactorily. The Office published a revised Dignity at Work policy in August 2017 and an e-module was rolled out between September and November to all employees at levels 6, 7, 8 and analogous grades to address issues related to conducting Local Resolution processes. Work was also completed on the design of a Reporting & Monitoring system for logging all Dignity at Work complaints received corporately.

The Equality Office worked with Human Resources management and the Council's LGBT Staff Network to prepare the Council's first LGBT Inclusion Strategy. This 3-year strategy was launched by Lord Mayor Brendan Carr in the Mansion House on 11th May 2017.

Dublin City Council was nominated for a GALA award (Gay and Lesbian Award) and won the award in the Employer of the Year category at a ceremony held in the Round Room of the Mansion House on 21st October 2017.

Employee Relations Unit

During 2017, the Human Resources Department continued to engage with management, staff, Trade Unions and relevant external bodies in addressing organisational change, resolving industrial disputes and ensuring compliance with corporate and staff policies.

The City Council continued to progress a number of change proposals under the Public Service Stability Agreements 2013 – 2018. These included the following:

- Review of the Central Claims Unit with a view to re-structuring the section
- Introduction of the clocking-in system in the Waste Management Division

- Review of the Housing Caretaking Section, Housing Maintenance Division with a view to re-structuring
- Review of the Sports and Leisure Section with a view to re-structuring

The Employee Relations Unit worked closely with all Departments and managers to ensure the achievement of productivity measures. The management of attendance remained a high priority in 2018, with the rollout of a training programme on attendance management for line managers across the organisation. The Human Resources Department also continued to implement the standardised provisions of the Public Service Single Sick Leave Scheme and the Critical Illness Protocol.

Corporate Health and Safety Office

Dublin City Council fosters and maintains a culture of continuous improvement in its commitment to employees' safety, health and welfare, in line with Health and Safety legislation and best practice. During 2017, the Corporate Health and Safety Office continued to monitor Safety, Health and Welfare at Work performance against international standards.

In 2017 the Council further developed its safety management system in line with the international standard with consequent improvements to the health and safety services to departments across the Council. 2017 also saw the development of health and safety staff structures with the appointment of a number of Executive Health and Safety Officers. All health and safety officers are assigned to Departments under the direct supervision and guidance of a Senior Executive Health and Safety Officer.

Dublin City Council continues its representation with key relevant external stakeholders such as the Health and Safety Authority, Utility companies and LGMA Groups. Over 500 mandatory training days were organised in 2017. 140 occupational health surveillance and referral cases were managed with the appointed occupational health service provider.

Staff Support Services

In 2017, the Council maintained its provision of staff support services as part of an overall employee assistance programme.

Learning, Development and Performance Management

Staff training and development is a key element in ensuring the Council and its employees can respond quickly and effectively to changing circumstances.

During 2017, the Performance and Development Unit developed and rolled out a number of developmental programmes to assist employees at different levels within the organisation in the performance of their duties. This included programmes for employees at Grade 5 level, at Grade 6/7 level and a Senior Management Development Programme for employees at Grade 8 level. An e-learning module was also developed to assist line managers in dealing and resolving dignity at work complaints. A range of other training and development interventions were provided to staff including a Scheme of Educational Assistance, induction training and an A-Z of local government programme.

Corporate Services

Irish Language

An tAonad Forbartha Gaeilge (The Irish Development Unit) continued its work during 2017 in the support and provision of good quality Customer Services through the medium of Irish by Dublin City Council. The office provided practical support and advice to all Departments in relation to dealing with customers – via written, web, media and oral communication.

The Irish Development Unit continued during 2017 to engage the services of Coláiste na hÉireann, Gaelchultúr to offer FETAC level 3, 4 & 5 Certificates in Professional Irish / Teastas sa Ghaeilge Ghairmiúil to employees. The success of these courses has enabled the Council to increase the number of employees who are willing and able to conduct business through Irish if requested. The provision of a dedicated phone line for customers who wish to deal with the Council through Irish has been greatly facilitated by the improved ability of staff to converse through Irish.

Since these training courses commenced in 2015, a total of 73 staff members have achieved awards at FETAC Level 3, 4 and 5 increasing the overall numbers of staff who can assist customers as required. In September 2017, the awards were presented to staff in the Mansion House. These staff represent circa 23 service areas within the council.

In addition to the provision of language skills training, the Irish Development Officer provided 10 Language Awareness training sessions during the year to new Clerical Officers, Library Assistants and staff in Customer Services. By imparting advice and guidance in relation to statutory language legislation and its practical application, the Unit continues help the Council to develop its Irish Language Services.

Customer Services

Dublin City Council's Customer Services Centre provides a single point of contact for customers and citizens, irrespective of the channel of communication they wish to use, where they can carry out their business and source whatever information they wish about Dublin City Council and its services.

Customer Services completed in excess of 370,000 transactions during 2017, across a range of channels, for example isupport, phone, email.

In 2017 Customer Services answered 182,915 calls with more than 60% of these calls being answered within 30 Seconds, with the average delay being 49 seconds per call to be answered. There was a 74% First Contact Resolution Rate (i.e. where the customer is assisted without the need to transfer the call elsewhere).

In 2017 Customer Services retained its "Q-mark" Award, in the Quality Management Systems category, for the ninth consecutive year, with a score of 82%, an increase on the 2016 score, demonstrating that the team continues to perform at a very high level. In 2017 Customer Services continued its involvement with the Local Authority "Tweet Day" advising customers on how best to deal with their specific queries.

Customer Services launched Dublin City Council's new Webchat service in May 2017. As well as offering this service to digitally literate users of our services, Webchat also provides an ideal solution for those who may, due to language barriers be more comfortable doing business through written English than by phone. Webchat is initially being rolled-out to Parking Permit applicants with plans to gradually expand to a broader range of Council services.

Information Management

During 2017, the Information Management Unit co-ordinated with Departments in relation to 661 requests received under the Freedom of Information (FOI) legislation.

The unit overseeing Freedom of Information and Data Protection moved from Corporate Services to the Law Department on the 6th November 2017. This resulted from the new role of Data Protection Officer (DPO) being assigned to the Law Agent.

The statistics below represent the full year 2017 which for the most part was managed by Corporate Services.

Freedom of Information Statistics for 2017

Personal	195
Non-personal	461
Mixed	5
Number of requests processed in 2017	661
Requests granted	281
Requests part-granted	194
Requests refused	95
Requests transferred	7
Requests withdrawn	40
Requests withdrawn and handled outside of FOI	12
Requests for Internal review received	33
Appeals to the Information Commissioner	9
Number of live cases at 31/12/2017	62

Source of requests

Press	216
Business	43
Oireachtas	24
Staff	24
Clients	320
Other	34

The number of FOI requests to Dublin City continues to rise. Applications for 2017 were up by 29% and the number of requests from the Press increased by 8.5%.

Glossary of Terms

ACA	Architectural Conservation Area
AHBs	Approved Housing Bodies
AILG	Association of Irish Local Government
BI	Business Intelligence
BI	Business Intelligence
BRL	Ballymun Regeneration Ltd.
CGLC	Community Gain Liaison Committee
CODEMA	City of Dublin Energy Management Agency
CPG	Corporate Policy Group
CRM	Customer Relations Management
DAM	Digital Asset Management
DCC	Dublin City Council
DCU	Dublin City University
DCYA	Department of Children and Youth Affairs
DDHS	Dublin District Heating System
DEIS	Delivering Equality of Opportunity in Schools
DEM	Dublin Economic Monitor
DFB	Dublin Fire Brigade
DH	District Heating
DHPLG	Department of Housing , Planning & Local Government
DPO	Data Protection Officer
DRHE	Dublin Region Homeless Executive

DSR	Derelict Sites Register
DSU	Derelict Sites Unit
ECF	European Cyclists' Federation
EIA	Environmental Impact Assessment
EIB	European Investment Bank
EMR	Eastern-Midlands Region
EPA	Environmental Protection Agency
EPIC	Empowering Young People in Care
ERCC	East Regional Communications Centre
EU	European Union
FAI	Football Association of Ireland
FETAC	Further Education and Training Awards Council
FLAG	Flooding Advisory Group
FMC	First Music Contact
FOI	Freedom of Information
FTE	Full-time Equivalent
GDA	Greater Dublin Area
GIS	Geographic Information Systems
HAP	Housing Assistance Payment
HRD	Human Remains Detection
HSE	Health Service Executive
HWCH	Hard Working Class Heroes
IAWATST	Interesting and Weird at the same time
IBYE	Ireland's Best Young Entrepreneur
ICSH	Irish Council for Social Housing
ICT	Information & Communication Technology
IOT	Internet of Things
IS	Information Systems
ITIL	Information Technology Infrastructure Library
JPC	Joint Policing Committee
LAMA	Local Authorities Members Association
LAP	Local Area Plan
LCDC	Local Community Development Committee
LCI	Living City Initiative
LECP	Local Economic and Community Plan
LEIP	Local Environmental Improvement Plans
LEO	Local Enterprise Office
LGMA	Local Government Management Agency
MEP	Member of the European Parliament
MTR	Mortgage to Rent Scheme
MUGA	Multi Use Games Area
NAMA	National Asset Management Agency
NCOD	North City Operations Depot
NGO	Non-Governmental Organisation
NIEA	Northern Ireland Environment Agency
NSAI	National Standards Authority of Ireland

NTA	National Transport Authority
NTFSO	National TransFrontier Shipment Office
NWED	National Women's Enterprise Day
NZEB	Nearly Zero Energy Building
OGP	Office of Government Procurement
OHSAS	Occupational Health and Safety Assessment Series,
OPW	Office of Public Works
PHECC	Pre-Hospital Emergency Care Council
PMBOK	Project Management Body of Knowledge
PPN	Public Participation Network
PSCQ	Parnell Square Cultural Quarter
RAS	Rental Accommodation Scheme
SBIR	Small Business Innovation Research
SDRA	Strategic Development and Regeneration Area
SDZ	Strategic Development Zone
SEAI	Sustainable Energy Authority of Ireland
SLA	Service Level Agreement
SME	Small & Medium Enterprises
SPC	Strategic Policy Committee
SUDS	Sustainable Urban Drainage Systems
SYOB	Start Your Own Business
TAMS	Transportation Asset Management System
UAV	Unmanned Aerial Vehicle
UNCRC	United Nations Convention on the Rights of the Child
UNESCO	United Nations Educational, Scientific and Cultural Organisation

Introduction to Annual Financial Statements

Introduction

I am pleased to present the Annual Financial Statements of Dublin City Council for the financial year ended 31st December 2017. Comparative figures are given for 2016. Dublin City is the economic hub of the Dublin Region, which in turn is the economic hub of the State. Dublin City has a diverse economy, a source of employment and income for an area well beyond the City itself. Dublin is a centre for retail, financial, higher education, medical, cultural and entertainment activities.

Review of Dublin City Council's Financial Performance in 2017

Dublin City Council had an overall deficit for the year of €2.9m, which when added to our opening general reserve of €26.1m gave a closing reserve of €23.2m. The Council's bank position at the end of 2017 was a credit balance of €1.5m, and the Council operated in credit for 365 days in 2017. At the year-end, the Council had €130.9m invested with Financial Institutes on our behalf and on joint deposit. The City Council's bank/investment balance included €2.4m relating to Loan Redemptions and Relending, €2.9 working capital received from Irish Water in relation to the operation of the Service Level Agreement, and €8.9m refundable deposits. Further detail is available in the Statement of Funds Flow.

The value of trade debtors at year-end 2017 increased to €320m gross from €235m in 2016, and to €185.3m net of bad debt provision from €130.3m in 2016. This increase relates largely to an increase in government debtors at the end of 2017 of €80.4m, from €55.9m in 2016 to €136.4m in 2017.

Dublin City Council adjusts and matches both operational day to day spend and its long-term capital investment programme with available funding and resources. Central to all of Dublin City Council's services is the objective to maintain and support businesses and households through the provision of quality value driven services.

Financial Management Measures 2017

Over the course of 2017 Dublin City Council managed its resource base effectively. The City Council have in place a programme of prudent expenditure controls, strengthened debt collection measures, limited exposure to capital projects and accelerated a review process of work practices and resource demands. This programme continues into the future. It has been a key enabler in the City Council's capacity to limit the impact of reduced resources on services to the relatively low level that has occurred. The programme is critical to continuing to make changes in how Dublin City Council works. It will assist in further service reviews over the course of 2018 and beyond. These effective controls have enabled Dublin City Council to bring forward the advantage of once off issues such as additional income that arose with regard to the Non Principal Private Residence charges.

Accounting Statements, Notes & Appendices

The aim of the Annual Financial Statement is to fairly present the financial position of Dublin City Council as at the end of 2017. This is achieved through the production of Statements, Notes and Appendices, as required by the regulatory accounting framework set by the Minister for Housing, Planning, Community and Local Government.

Changes to Accounting Policies

There are no changes to accounting policies effective for the 2017 Annual Financial Statement.

Revenue Expenditure

During 2017, Revenue (i.e. day to day operations) Expenditure amounted to €874.4m with income of €871.5m, giving an excess of expenditure over income of €2.9m (see Table 1). This demonstrates a decrease in General Reserves of €2.9m

Table 1: Revenue Expenditure 2017

	€m
Revenue Expenditure on City Council Service	874.4
Revenue Income (Government Grants, Service Charges & Rates)	871.5
Excess of Expenditure over Income	(2.9)

Transfers to Reserve Fund

As required by the regulatory accounting framework set by the Minister for Housing, Planning, Community & Local Government, expenditure shown in the 2017 Statement of Comprehensive Income is net of transfer to reserves i.e. transfer to reserves are excluded. Note 14 "Transfers from / (to) Reserves" provides greater detail on these transfers. The movement from gross expenditure to net expenditure indicated in the AFS is set out in Table 2.

Table 2: Analysis of Expenditure 2017

	€m
Expenditure	834.8
Transfers to Reserve	39.6
Final Expenditure	874.4

Income is also expressed in the AFS net of transfers from reserves, as presented in Table 3.

Table 3: Analysis of Income 2017

	€m
Income	523.6
Rates Income	321.5

Local Property Tax	23.1
Pension Levy	0.0
Income before Transfers	868.2
Plus Transfers from Reserves	3.3
Final Income	871.5

Capital Expenditure

Expenditure in 2017 on Capital projects and investment net of internal transfers was €333.1m. This spend forms part of the Capital Programme 2017 to 2019 of €1,088m. This expenditure of €333.1m was funded through income net of transfers of €376.1m and net transfers of €23.4m, giving an excess of income over expenditure of €66.4m. (See Table 4).

Table 4: Capital Account 2017

	€m
Opening Balance (Debit)	(35.4)
Expenditure as at 31 st December 2017	333.1
Income	376.1
Net Transfers (€26.7 - €3.3)	23.4
Closing Balance 31 st December 2017 (Credit)	31.0

Accounting Policies

The Accounting Policies used in the preparation of the AFS are set out in the Statement of Accounting Policies. Dublin City Council is fully compliant with the regulatory accounting framework as determined by the Department of the Housing, Planning, Community and Local Government.

Statutory Audit

Dublin City Council undergoes an annual audit, required by statute, carried out by the Local Government Audit Service (LGAS). The Audit for the financial year 2017 commenced in January 2017. This Audit provides an independent review to help assure a fair presentation of Dublin City Council's financial position. Dublin City Council is also subject to audit in relation to EU funding, NRA funding, tax compliance and audits with a Value For Money objective through the LGAS.

In December 2017 as part of Auditor reassignment in line with good governance, Mr Richard Murphy, Principal Local Government Auditor, was assigned to another local authority. Mr Murphy had led Dublin City Council's audit in recent years, bringing professionalism and diligence to the role. Ms Ita Howe is the assigned Principal Local Government Auditor for Dublin City Council with effect from December 2017. Ms Howe brings considerable experience across the local government sector to the role.

DEVELOPMENT CONTRIBUTIONS

Section 48 of the Planning and Development Act 2000 enables Dublin City Council when granting a planning permission under Section 34 of the Act to include conditions requiring the payment of a contribution. This contribution is in respect of public infrastructure and facilities benefiting development in the area of the planning authority and that is provided, or that is intended will be provided by or on behalf of a Local Authority (regardless of other sources of funding for the infrastructure and facilities). Dublin City Council's first Development Contributions Scheme under the 2000 Act came into operation on 1st January 2004 and a subsequent scheme (2010 – 2017) came into operation on 1st January 2010.

Following a review of the 2010-2017 Scheme, the Development Contribution Scheme 2013-2016 was adopted by the Elected Members in December 2012. The 2013-2016 scheme was reviewed in 2016 and the current scheme is now the Development Contribution Scheme 2016-2020 which was adopted by the Elected Members in December 2016. The Annual Financial

Statement for the financial year 2017 includes values for development contributions debtors as set out in Table 5.

Table 5: Development Contributions Debtors 2017

	€m
Development Contributions Outstanding at the Year End	40.2

Rates

Rates are levied by Dublin City Council on the occupiers and owners (in some cases) of commercial properties in Dublin City. Rates income in 2017 amounted to €321.5m, and accounts for 37% of Dublin City Council's funding for day-to-day services.

Rates are based on rateable valuations of properties as set by the Commissioner of Valuation, and the annual rate on valuation (the multiplier) is determined each year by reserved function of the elected members of Dublin City Council (see Table 6).

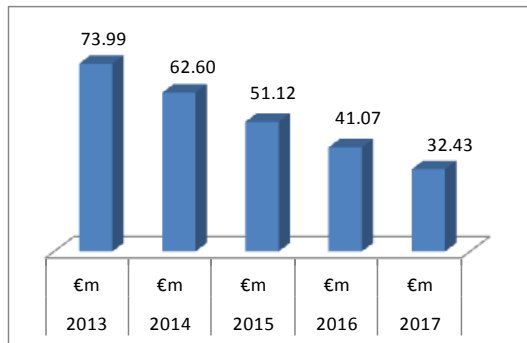
Table 6: Rates Income 2014 – 2017

Trading conditions for business in 2017 involved many pressures and varied extensively. Commercial rates underpin all services provided by Dublin City Council. All rate payers are pursued so that compliant rate payers can be assured that non compliant rate payers will discharge their liability. Dublin City Council's collection of the current year charge increased from 90% to 91.4% in 2017. Arrears reduced from €41.1m at 1/1/2017 to €32.4m at 31/12/17. (See Table 7)

	2014	2015	2016	2017
	€m	€m	€m	€m
Commercial Rateable Valuation of City	1,332	1,313	1,267	1,246
ARV (multiplier)	0.257	0.256	0.256	0.258
Rates Income	342.00	336.26	324.5	321.5

Table 7: Rates arrears 2013 – 2017

2013	2014	2015	2016	2017
€m	€m	€m	€m	€m
73.99	62.60	51.12	41.07	32.43



The 2017 target for Dublin City Council was a collection of 89.5%. The actual outturn in 2017 exceeded the target levels with a collection of 91.4% and year-end arrears of €32.4m, a reduction of €8.7m (21%) on the 2016 arrears outturn. The 2017 DCC collection at 91.4% represents an improvement of 2% on 2016 which equates to a value of approx. €7m. The reduction in arrears to €32.4m in 2017 is primarily due to an improvement in the annual % collection, a focused debt management approach, improvement in economic factors and the conclusion of liquidation / receivership cases. Arrears have reduced by 56% since 2013. Whilst noting the improvement in collection, it is also acknowledged that some sectors and locations have not benefitted from improving economic factors.

FINANCIAL MANAGEMENT

System of Internal Controls

The Executive of Dublin City Council acknowledges its responsibility for systems of internal control in Dublin City Council including putting in place processes and procedures for the purpose of ensuring that control systems are effective. These systems can provide reasonable and not absolute assurance that assets are safeguarded, transactions are authorised and properly recorded, and that material errors or irregularities are either prevented or detected in a timely period. Effective internal control systems enable Dublin City Council to

meet its responsibilities for the integrity and accuracy of its accounting records.

Dublin City Council has taken steps to ensure an appropriate control environment is in place by:

- Clearly defining and documenting Management's responsibilities and powers
- Strengthening a strong culture of accountability across all levels of the organisation
- The work of Internal Audit
- The work of the Central Procurement office
- The work of the Risk Management Unit
- The work of the Ethics Officer
- The work of the Audit Committee
- The work of the Corporate Projects Support Office
- The Public Spending Code
- External Audit and scrutiny through many channels including NOAC.

Financial management reporting in Dublin City Council is robust and thorough. A rigorous system of monthly financial monitoring ensures that any significant budget variances are identified and appropriate actions are taken to minimise any adverse financial impact. The system of internal financial control is based on a framework of regular management information, administrative procedures including segregation of duties, and a system of delegation and accountability. In particular it includes:

- A comprehensive budgeting system with an annual budget which is reviewed and agreed by the elected members
- Regular financial reviews; weekly, monthly and quarterly financial reports which indicate financial performance against forecasts on both expenditure and income and variance analysis evaluation
- Setting targets to measure financial and other performances
- Clearly defined capital investment control guidelines
- Formal project management disciplines
- Strict policies and procedures for the receipt, recording and control of monies. These procedures are regularly reviewed and audited.

INTERNAL AUDIT

The primary role of Internal Audit is to provide assurance to Senior Management and to the Audit Committee that the various risks facing the Council have been identified and appropriate internal controls are in place to manage those risks.

Internal Audit is a key player in the Corporate Governance process and makes a valuable contribution

to the effective management of Dublin City Council. The concepts of accountability and transparency are important principles in responsible governance, implying openness to scrutiny and a requirement to report on performance. Internal Audit facilitates this process by providing an independent review function to Management, to assure that services are being provided in an efficient, effective and economic manner and in conformity with legal requirements. In 2017, 5 Internal Audit reports were issued, including 3 in-depth checking reports as required under the Public Spending Code.

MANAGEMENT AND STAFF

Dublin City Council acknowledges the committed work of staff. The high quality of services, projects and interaction is due to their dedication and tremendous contribution. Dublin City Council is fully committed to the development of staff. Dublin City Council wishes to be considered as a destination employer, attracting the best staff to achieve our vision for Dublin City and is an equal opportunities employer. The Finance Department and others operate a Continuing Professional Development support scheme for staff to assist in retaining and developing professional skills and knowledge.

FINANCE STRATEGIC POLICY COMMITTEE

The Finance Strategic Policy Committee provides leadership and direction on key areas relating to the financing of Dublin City Council. Key topics pursued during 2017 were:

Funding issues:

- Revenue Grant Funding of Local Authorities 2016 – 2017
- Review of Dublin City Council's Rates Vacancy Refund
- Report providing the collection performance of rates due on vacant properties
- Rates Revaluation – the impact on Dublin City Council's Rates Income
- Report on Rates Debtors year end 31/12/2016
- Rates Legislative Framework - update
- Rates Liabilities – NAMA Properties
- Rates Accounts – Legal Proceedings 2016 and legal costs of rates debtors
- Report on properties that may previously have been valued as commercial, that are now occupied or owned by the State, thereby

resulting in a loss of rate income for Dublin City Council

- Area Discretionary Fund Report
- LPT exemptions for new and unused properties
- Digital Economy – presentation by Stephen Brennan, Chief Digital Advisor

Governance Issues:

- Annual Financial Statements 2016 including Debtors Report 2016
- Dublin Docklands Development Authority – dissolution update
- Community Group Lettings and Licences – update
- Audit Committee minutes for review

Development Issues:

- Development Contributions Scheme – annual update
- Development Contributions – highest and the lowest value of Development Contributions
- Compliance with requirements of building regulations – update

Procurement Issues:

- Construction Industry Federation re pyrite remedial works, compliance with workplace related legislation for employees of subcontractors on public contracts (whether supplies, services or works) and the structure of public sector construction contracts with regard to the making and settling of contract related claims.
- Cost of Pyrite Remedial Works – updates from Housing and Community Services Department
- Ballyfermot Leisure Centre – update
- Social Inclusion Clause in Public Procurement – presentation by Jeanne Copeland | Greenville Procurement Partners Ltd.

Motor Tax Issues:

- Special Report of the Comptroller and Auditor General - Administration and Collection of Motor Tax
- Motor Tax UK Disc abolition – update

Resourcing Issues:

- Chief Executive's Special Report on Resourcing – discussion document
- Service Delivery Plan and Resources Working Group – Update

Motions Dealt with:

Councillor Dermot Lacey

'This Council requests the Government to progress the Coroners Bill 2015 as a matter of urgency, and to ensure that the Coroners Bill will provide for an automatic inquest into EVERY Maternal Death in the State'.

of under €3,000. By contrast, almost 50% of the total rates debit was paid by 2% of commercial rate payers or 426 accounts. The Annual Rate on Valuation did not increase in the 2018 Budget.

Table 9 – Commercial Rate Payer Bands

OVERVIEW OF PRIORITIES FOR 2018

Local Property Tax

The expected revenue from Local Property Tax in 2018 was dealt with in detail when the LPT rate for the City Council area in 2018 was determined by the Elected Members (report 309/2017 refers). The impact of the approach taken by the Department in the allocation of LPT receipts to Dublin City Council is disappointing given that the net LPT allocation available to Dublin City Council is increased on the 2017 value by €16k, as set out in Table 2. The issue of the loss in revenue to Dublin City Council as a result of all new builds being exempt from Local Property Tax for the period 2013 – 2019 is particularly noted culminating in an estimated loss of €15m. This provision requires prompt attention to remove the inequity among householders and address the loss of funds.

Table 8 – Net LPT Allocation

Local Property Tax Dublin City Council 2017 and 2018			
Year:	2017	2018	Movement
	€m	€m	€m
Value of LPT Receipts estimated by Revenue Commissioners	79.5	79.8	0.3
20% to Central Equalisation Fund	15.9	15.9	0.1
80% LPT retained i.e assigned to DCC	63.6	63.8	0.3
Value of 15% reduction	11.9	11.9	0.5
LPT Available funding (at 15% reduction applied)	51.7	51.9	0.2
Self funding (already notified by Department)	28.6	28.8	0.2
Historic Funding (General Purpose Grant)	2.7	2.7	-
Pension Related Deduction (PRD)	16.4	16.4	-
Discretionary Funding (at 15% reduction)	4.0	4.0	0.0

Commercial Rates

Details of commercial ratepayers in Dublin City by band in 2017 are set out in Table 3. Almost 77% of commercial ratepayers had a rates charge in 2017 of €10k or under, almost 58% had a 2017 rates charge of €5k or less while almost 40% had a rates charge in 2017

CHARGE 2017	No Of A/Cs	Cumul. total	% per band	Cumul. Total %	Total debit per band	% of Debit	Cumul. Total %
€1 - €999	2112	2112	10.3	10.3	€1.3m	0.4	0.4
€1,000 - €3,000	5959	8071	29.1	39.4	€11.6m	3.6	4.0
€3,000 - €5,000	3722	11793	18.2	57.6	€14.5m	4.5	8.5
€5,000 - €10,000	3910	15703	19.1	76.7	€27.5m	8.6	17.1
€10,000 - €25,000	2742	18445	13.4	90.1	€42.2m	13.1	30.2
€25,000 - €50,000	1062	19507	5.2	95.3	€37.1m	11.5	41.8
€50,000 - €75,000	370	19877	1.8	97.1	€22.1m	6.9	48.7
€75,000 - €100,000	173	20050	0.8	97.9	€14.9m	4.6	53.3
€100,000 - €500,000	371	20421	1.8	99.7	€72.2m	22.5	75.7
€500,000 -	55	20476	0.3	100.0	€78m	24.3	100.0
TOTAL	20476		100.0		€321.5m	100.0	

Homeless Services

The numbers of persons presenting as homeless has increased in 2017 due to continuing shortages in housing supply and rent values. The costs of service provision for homeless persons increased in line with demand. Trends in demand for homeless related services have been well documented and debated. Addressing homelessness is a key pillar of the Government's Action Plan for Housing and Homelessness: Rebuilding Ireland. There is undoubted government commitment to tackling homelessness and also to Dublin City Council's services for those presenting as homeless.

Dublin Fire Brigade Emergency Ambulance Service

The HSE now pay the City Council €9.18m per annum in respect of the cost of providing the DFB emergency ambulance service. In 2017 Dublin City Council provided for a further income of €4m from the HSE towards the cost of the service i.e. income of €13.18m reflecting the actual incurred cost of service provision. However the HSE continues to pay the lower amount. This has resulted in a shortfall in 2017 of €4m and the revenue budget was adjusted to reflect this.

Payroll – Funding of National Pay Agreements

THE IMPLEMENTATION OF THE HADDINGTON ROAD AGREEMENT AND PUBLIC SECTOR STABILITY AGREEMENT WILL INCREASE PAY RELATED SPEND BY €16.8M IN 2018. ELEMENTS OF THESE COSTS HAVE NOT BEEN WHOLLY FUNDED BY GOVERNMENT (CURRENTLY AT AN 84% RATE OF COSTS). UNFUNDED PAY COSTS ARISING FROM NATIONAL PAY AGREEMENTS, IN PARTICULAR IN RELATION TO FIRE FIGHTERS, ARE BEING PURSUED (AMOUNTING TO €2.6M).

Area Committees

The Area Committee structure is an essential aspect of City governance, being closer to initiatives that bring considerable local community and business benefits. Area discretionary funding has facilitated resources to be targeted to local priorities in an open and transparent process. Funding for Area Committees discretionary to each locality has been increased in 2018 to €6.3m for all areas from €1m in 2014.

Insurances

Dublin City Council moved in February 2017 from a 'self insured' basis with regard to major risk areas (e.g. public liability, employer liability, property, professional indemnity) with insurance cover only being purchased in respect of individual claims above a certain level. Following a review of insurance arrangements, Dublin City Council moved to a 'ground up' insurance cover across all risk areas. This change has resulted in moving from low premiums, high excesses and high pay out values to significantly higher premiums, low or zero excesses and low to nil pay out values. Funding is provided in this budget to meet the premium costs of ground up cover and claims costs from self insured arrangements. Funding for this issue will be reviewed regularly to assess future requirements.

Irish Water

With the establishment of Irish Water (IW) local authorities are no longer responsible for water and foul drainage related services. Water services assets,

previously held by Dublin City Council are being transferred to IW. The Department of Housing, Planning & Local Government has directed that IW will not be liable for rates on the facilities transferred to the company from local authorities that previously had a rates liability. The grant in lieu of lost rates related to these properties was paid in 2015, 2016 and 2017. This grant amounts to €14.4m. The Department has given a further commitment to funding the rates income foregone by the exemption of IW related rateable properties in 2018 only i.e. there is no certainty after 2018. It is important that the Government recognise that it is simply not possible for Dublin City Council to absorb a loss of funding on this matter and that this funding should be confirmed into the future.

CONCLUSION

Dublin City Council services support business, residential and visitor life in the City. Service demand remained high in 2017 notwithstanding economic pressures, and this remains the case in 2018. Dublin City Council will continue to closely link service provision with available resources. Notwithstanding movements in resources, services will be delivered to the highest quality and represent value for money.

The staff of Dublin City Council is committed to supporting the ongoing development of the Dublin economy. During the past year many notable events were held here in Dublin and in the process the City's international reputation and image has been significantly enhanced.

I would like to thank the staff of all Departments for their co-operation and especially my colleagues in the Finance Department for their work in producing the Annual Financial Statement, in particular Antoinette Power, Head of Financial Accounting and the staff of the Financial Accounting Unit. I also wish to thank the members of Dublin City Council in relation to their consideration in resolving the many financial issues which arose during 2017. I also wish to acknowledge the contribution made by Members of the Audit Committee and its Chairperson Brendan Foster. Finally I would like to thank in particular the Members of the Finance Strategic Policy Committee and its chairperson Cllr Ruairi McGinley, for their contribution and commitment.

Kathy Quinn, FCPFA

Head of Finance

STATEMENT OF ACCOUNTING POLICIES

1. General

The accounts have been prepared in accordance with the Accounting Code of Practice (ACoP) on local authority accounting, as revised by the Department of Housing, Planning, Community and Local Government (DHPCLG) at 31st December 2017. Non-compliance with accounting policies as set out in ACoP must be stated in the Policies and Notes to the Accounts.

2. Statement of Funds Flow (Funds Flow Statement)

A Statement of Funds Flow has been introduced as part of AFS 2011. While the guidance of International Accounting Standard 7 Statement of Cash Flows has been followed, the business of local authorities is substantially different to most private sector organisations and therefore some minor changes to the format have been agreed to ensure the data displayed is meaningful and useful within the local government sector. For this reason the statement is being referred to as a 'Statement of Funds Flow'. The financial accounts now include a Statement of Funds Flow shown after the Statement of Financial Position (Balance Sheet). Notes 17 – 22 relate to the Statement of Funds Flow and are shown in the Notes on and forming part of the Accounts section of the AFS. Note 19 details Project/Non Project/Affordable/Voluntary balances, which can be either a debit or a credit balance. The funds flow assumes that these are debit balances and bases the (Increase)/Decrease description on this.

3. Accruals

The revenue and capital accounts have been prepared on an accrual basis in accordance with the Accounting Code of Practice.

4. Interest Charges

Loans payable can be divided into the following two categories:

- Mortgage related loans
- Non- mortgage related loans

4.1 Mortgage Related Loans

Mortgage related loans have a corresponding stream of income from long term advances (i.e. monies lent by the local authorities to borrowers), for the purchase of houses. Only the interest element is charged or credited to the Statement of Comprehensive Income (Income and Expenditure Statement).

4.2 Non Mortgage Related Loans

Note 7 to the accounts sets out the types of borrowing under this heading. Loans relating to assets/grants, revenue funding will not have a corresponding stream of income. Bridging finance will eventually become part of permanent funding. Loans in respect of the other headings will have a corresponding value in Note 3.

5. Pensions

Payments in respect of pensions and gratuities are charged to the revenue account in the accounting period in which the payments are made. The cost of salaries and wages in the accounts includes deductions in respect of pension contributions (including Widows and Orphans) benefits under the Local Government Superannuation Scheme and the Single Public Service Pension Scheme.

The Single Public Service Pension Scheme ("Single Scheme") commenced with effect from 1 January 2013. Employee contributions for the Single Scheme continue to be deducted by local authorities but are remitted centrally to the Department of Public Expenditure and Reform.

6. Agency and Other Services

Expenditure on services provided or carried out on behalf of other local authorities is recouped at cost or in accordance with specific agreements.

7. Provision for Bad & Doubtful Debts

Provision has been made in the relevant accounts for bad & doubtful debts.

8. Fixed Assets

8.1 Classification of Assets

Fixed assets are classified into categories as set out in the Statement of Financial Position (Balance Sheet). A further breakdown by asset type is set out in note 1 to the accounts.

8.2 Recognition

All expenditure on the acquisition or construction of fixed assets is capitalised on an accrual basis.

8.3 Measurement

A Statement of Financial Position (Balance Sheet) incorporating all of the assets of the local authority was included for the first time in the Annual Financial Statement for 2003. The assets were valued based on the 'Valuation Guideline' issued by the DHPCLG. All assets purchased or constructed prior to 1/1/2004 have been included at historical cost. Accounting policies relating to leases are currently being developed and will be reflected in the financial statements at a future date.

8.4 Revaluation

As set out in a revision to the Accounting Code of Practice it is policy to show fixed assets at cost. Maintenance and enhancement costs associated with Infrastructure assets are not currently included in fixed assets but will be reviewed at a future date. Due to their physical nature the vast majority of assets are unique to local authorities and are not subject to disposal. Any loss or gain associated with the net realisable value of the remaining general assets subject to disposal, are accounted for at time of disposal.

8.5 Disposals

In respect of disposable assets, income is credited to a specific reserve and is generally applied in the purchase of new assets. Proceeds of the sale of local authority houses are to be applied as directed by the DHPCLG.

8.6 Depreciation

Under the current method of accounting, the charge for depreciation is offset by the amortisation of the source of funding the asset. This method has a neutral impact on Income & Expenditure and consequently the charge for depreciation and the corresponding credit from amortisation is excluded from the Statement of Comprehensive Income (Income & Expenditure Statement).

The policies applied to assets subject to depreciation are as follows:

Asset Type	Bases	Depreciation Rate
Plant & Machinery		
- Long life	S/L	10%
- Short life	S/L	20%
Equipment	S/L	20%
Furniture	S/L	20%
Heritage Assets		Nil
Library Books		Nil
Playgrounds	S/L	20%
Parks	S/L	2%
Landfill sites (*See note)		
Water Assets		
- Water schemes	S/L	Asset life over 70 years
- Drainage schemes	S/L	Asset life over 50 years

The Council does not charge depreciation in the year of disposal and charges a full year's depreciation in the year of acquisition.

*** The value of landfill sites has been included in note 1 under land. Depreciation represents the depletion of the landfill asset.**

9. Government Grants

Government grants are accounted for on an accrual basis. Grants received to cover day-to-day operations are credited to the Statement of Comprehensive Income (Income & Expenditure Statement). Grants received, relating to the construction of assets, are shown as part of the income of work-in-progress. On completion of the project the income is transferred to a capitalisation account.

10. Development Debtors & Income

Short term development levy debtors are included in note 5. Income from development contributions not due to be paid within the current year is deferred and not separately disclosed in the financial statements.

11. Debt Redemption

The proceeds from the early redemption of loans by borrowers, are applied to the redemption of mortgage related borrowings from the HFA and OPW.

12. Lease Schemes

Rental payments under operating leases are charged to the Statement of Comprehensive Income (Income & Expenditure Statement). Assets acquired under a finance lease are included in fixed assets. The amount due on outstanding balances is shown under current liabilities and long-term creditors.

13. Stock

Stocks are valued on an average cost basis.

14. Work-in-Progress & Preliminary Expenditure

Work-in progress and preliminary expenditure is the accumulated historical cost of various capital related projects. The income accrued in respect of these projects is shown in the Statement of Financial Position (Balance Sheet) as 'Income WIP'.

15. Interest in Local Authority Companies

The interest of Dublin City Council in companies is listed in Appendix 8.

16. Related Parties

A related party transaction is a transfer of resources, services or obligations between the local authority and a related party. The main related parties for a local authority include the following:

- i. Management and Personnel
- ii. Council members
- iii. Government Departments
- iv. Local Authority Companies

Local Authority council members and key personnel are bound under the relevant sections of the Local Government Act 2001 and subsequent amending legislation to:

- a. furnish an annual declaration of 'declarable interests' set out in section 175 of the Act;
- b. disclose under sections 167, 178 and 179 any beneficial interests that they or a connected person has; and
- c. follow a code of conduct issued by the Minister for the Environment, Community and Local Government under section 169 of the Local Government Act 2001 in 2004.

'Declarable interests' cover both financial and certain other interests such as land etc.

Local authority management and personnel salary and remuneration is determined by the Department of Housing, Planning, Community and Local Government in line with central government policy on rates of pay.

Local Authority interests in companies and joint ventures are disclosed in Appendix 8 to the Annual Financial Statements.

Local Authority transactions with government departments are governed by central government controls and procedures driven by government accounting rules.

**STATEMENT OF COMPREHENSIVE INCOME (INCOME & EXPENDITURE ACCOUNT STATEMENT)
FOR YEAR ENDING 31st DECEMBER 2017**

The Income and Expenditure Account Statement brings together all the revenue related income and expenditure. It shows the surplus/(deficit) for the year. Transfers to/from reserves are shown separately and not allocated by service division. Note 16 allocates transfers by service division in the same format as Table A of the adopted Local Authority budget.

Expenditure by Division

	Notes	Gross Expenditure	Income	Net Expenditure	Net Expenditure
		2017 I	2017 I	2017 I	2016 I
Housing & Building		320,374,445	272,311,390	48,062,455	47,403,102
Roads Transportation & Safety		99,080,443	53,942,538	45,137,845	35,814,145
Water Services		55,540,325	46,290,998	9,249,327	8,718,372
Development Management		45,553,715	17,925,984	27,627,731	25,658,905
Environmental Services		183,061,250	84,898,745	98,162,505	104,117,842
Recreation & Amenity		85,418,214	14,301,118	71,117,096	70,468,753
Agriculture, Education, Health & Welfare		2,427,900	921,173	1,506,727	1,678,792
Miscellaneous Services		43,333,959	33,076,467	10,257,492	7,588,638
Total Expenditure/Income	16	834,790,251	523,669,073	311,121,178	301,454,549
Net cost of Divisions to be funded from Rates & Local Property Tax					
Rates				321,481,363	324,501,784
Local Property Tax	15			23,068,369	6,800,295
Pension Related Deduction	15			-	12,291,085
Surplus/(Deficit) for Year before Transfers				33,429,154	42,138,615
Transfers from/(to) Reserves	14			(36,290,496)	(44,637,645)
Overall Surplus/(Deficit) for Year	16			(2,861,342)	(2,499,030)
General Reserve @ 1st January 2017				26,101,486	28,600,516
General Reserve @ 31st December 2017				23,240,144	26,101,486

Note: Dublin City Council's Annual Financial Statements (including Notes and Appendices referred to) are available on www.dublincity.ie.

STATEMENT OF FINANCIAL POSITION (BALANCE SHEET) AT 31st DECEMBER 2017

	Notes	2017 I	2016 I
Fixed Assets	1		
Operational		6,672,645,407	6,562,452,714
Infrastructural		2,922,907,297	2,926,987,449
Community		101,998,791	101,862,633
Non-Operational		468,953,136	380,792,245
		10,166,510,631	9,372,095,101
Work in Progress and Preliminary Expenses	2	244,997,338	432,853,360
Long Term Debtors	3	443,755,743	446,071,748
Current Assets			
Stocks	4	4,777,323	4,846,374
Trade Debtors & Prepayments	5	192,961,854	136,552,297
Bank Investments		130,925,526	117,779,123
Cash at Bank		1,478,887	23,756,007
Cash in Transit		46,337	530,935
		330,189,927	283,524,736
Current Liabilities (Amounts falling due within one year)			
Bank Overdraft		-	-
Creditors & Accruals	6	199,069,496	198,891,503
Finance Leases		-	-
		199,069,496	198,891,503
Net Current Assets / (Liabilities)		131,120,431	84,633,233
Creditors (Amounts falling due after more than one year)			
Loans Payable	7	497,689,169	527,989,902
Finance Leases		-	-
Refundable deposits	8	6,925,527	6,933,313
Other		38,002,334	21,036,302
		544,617,030	555,959,517
Net Assets		10,441,767,119	10,379,693,925
Represented by			
Capitalization Account	9	10,166,510,631	9,372,095,101
Income WIP	2	234,173,980	378,719,262
Specific Revenue Reserve		29,013,653	37,328,385
General Revenue Reserve		23,240,144	26,101,486
Other Balances	10	(11,171,289)	(34,550,309)
Total Reserves		10,441,767,119	10,379,693,925

STATEMENT OF FUNDS FLOW (FUNDS FLOW STATEMENT)

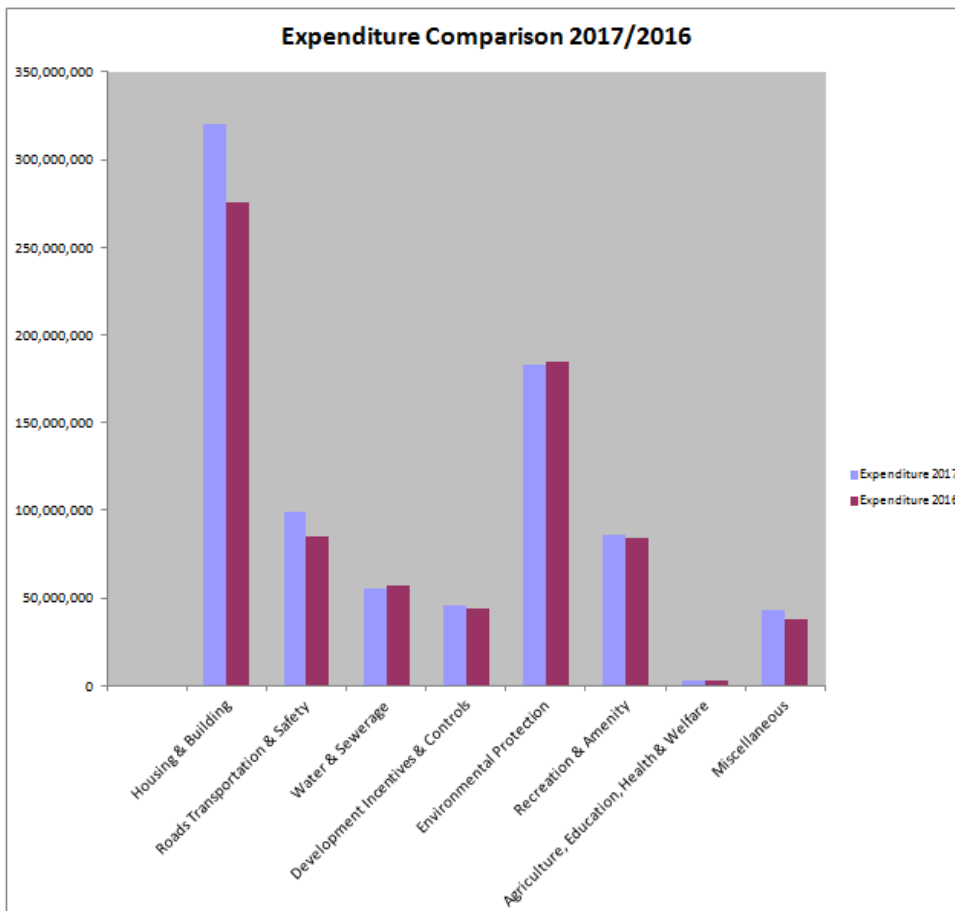
AS AT 31ST DECEMBER 2017

	Note	2017 €	2017 €
REVENUE ACTIVITIES			
Net Inflow(outflow) from operating activities	17	<u>(59,023,855)</u>	
CAPITAL ACTIVITIES			
Returns on Investment & Servicing of Finance			
Increase(Decrease) in Fixed Asset Capitalisation Funding		194,415,530	
Increase(Decrease) in WIP/Preliminary Funding		(144,545,282)	
Increase(Decrease) in Reserves Balances	18	34,517,394	
Net Inflow(Outflow) from Returns on Investment and Servicing of Finance		84,387,642	
Capital Expenditure & Financial Investment			
(Increase)/Decrease in Fixed Assets		(194,415,530)	
(Increase)/Decrease in WIP/Preliminary Funding		187,856,022	
(Increase)/Decrease in Other Capital Balances	19	(11,377,527)	
Net Inflow(Outflow) from Capital Expenditure and Financial Investment		(17,937,035)	
Financing			
Increase(Decrease) in Loan Financing	20	(11,018,702)	
(Increase)(Decrease) in Reserve Financing	21	(8,075,579)	
Net Inflow(Outflow) from Financing Activities		(19,094,281)	
Third Party Holdings			
Increase(Decrease) in Refundable Deposits		1,992,214	
Net Increase(Decrease) in Cash and Cash Equivalents	22	<u>(9,675,315)</u>	<u>(9,675,315)</u>

Revenue Accounts 2017 / Financial Profile at a glance

	Expenditure 2017	Expenditure 2016
Housing & Building	320,374,445	275,486,058
Roads Transportation & Safety	99,080,443	85,304,184
Water & Sewerage	55,540,325	56,763,864
Development Incentives & Controls	45,553,715	43,926,879
Environmental Protection	183,061,250	184,358,194
Recreation & Amenity	85,418,214	83,896,518
Agriculture, Education, Health & Welfare	2,427,900	2,440,404
Miscellaneous	43,333,959	37,773,359
Total Expenditure	834,790,251	769,949,460

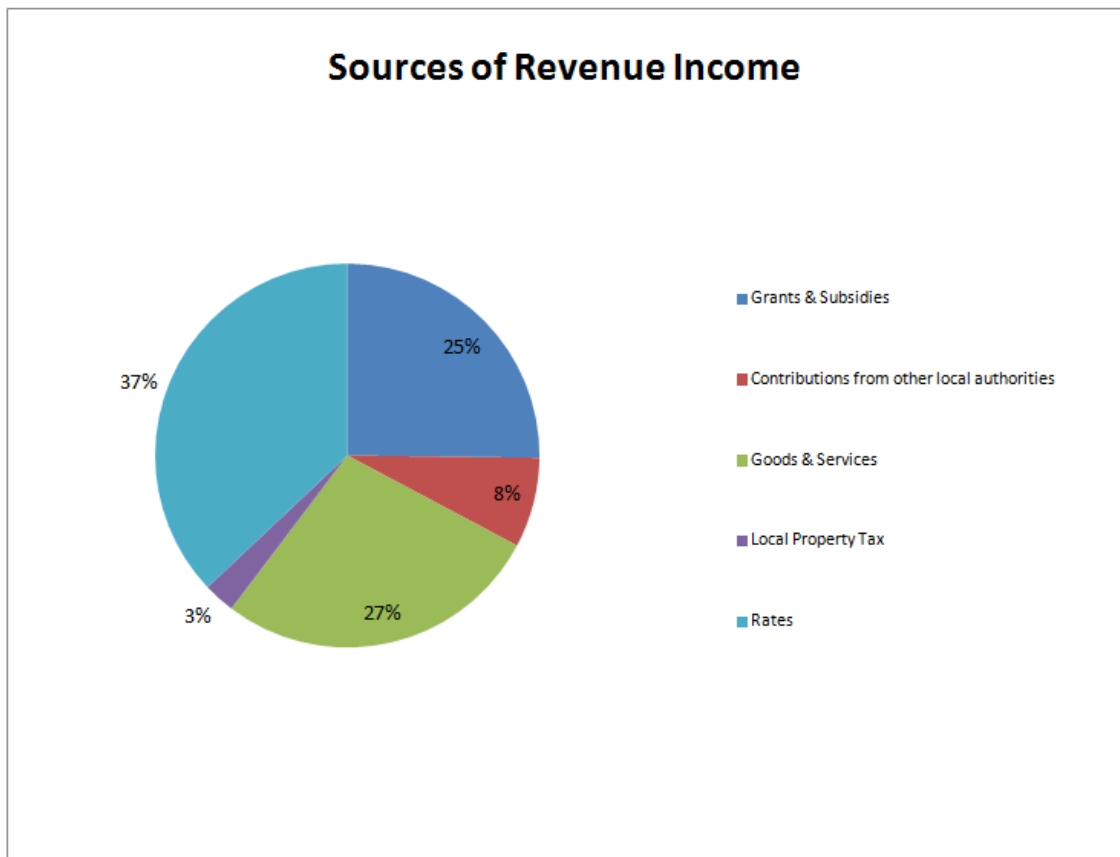
As per Income & Expenditure Account



Main Sources of Revenue Income

	2017
	€
Grants & Subsidies	218,709,942
Contributions from other local authorities	65,835,868
Goods & Services	239,123,263
Local Property Tax	23,068,969
Rates	321,481,363
	868,219,405

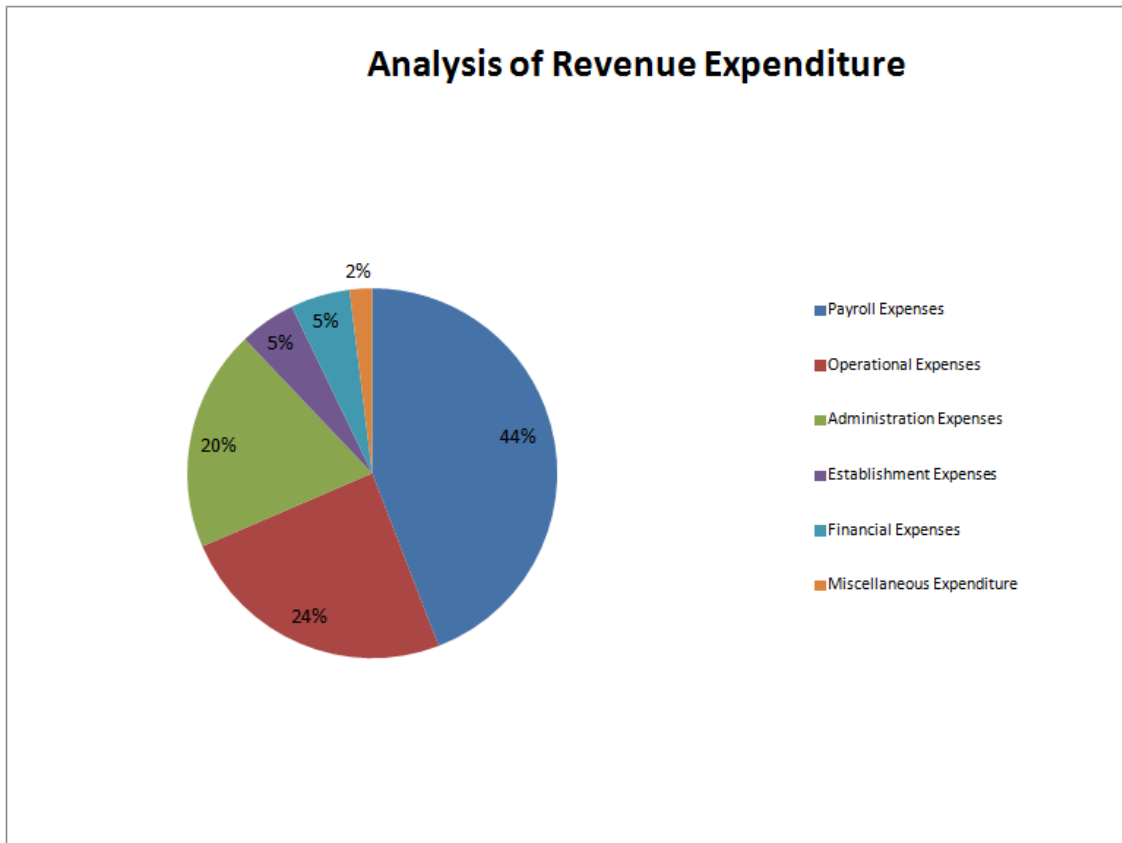
As per Note 15



Main Categories of Revenue Expenditure

	2017 €
Payroll Expenses	368,614,397
Operational Expenses	203,428,401
Administration Expenses	161,829,825
Establishment Expenses	41,092,253
Financial Expenses	43,484,389
Miscellaneous Expenditure	16,340,986
Total Expenditure	<u>834,790,251</u>

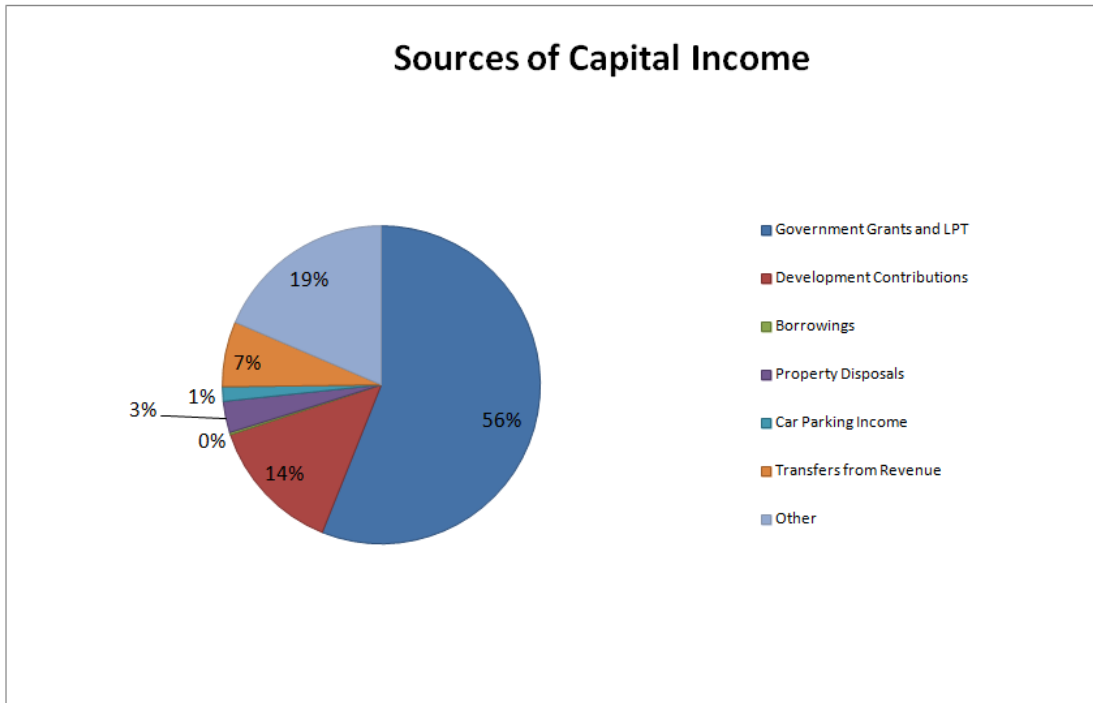
As per Appendix 1




Sources of Capital Income

2017	
€	
Government Grants and LPT	225,808,040
Development Contributions	55,802,964
Borrowings	938,626
Property Disposals	12,850,761
Car Parking Income	5,927,769
Transfers from Revenue	26,735,698
Other	74,729,795
	402,793,653

As per Appendix 5

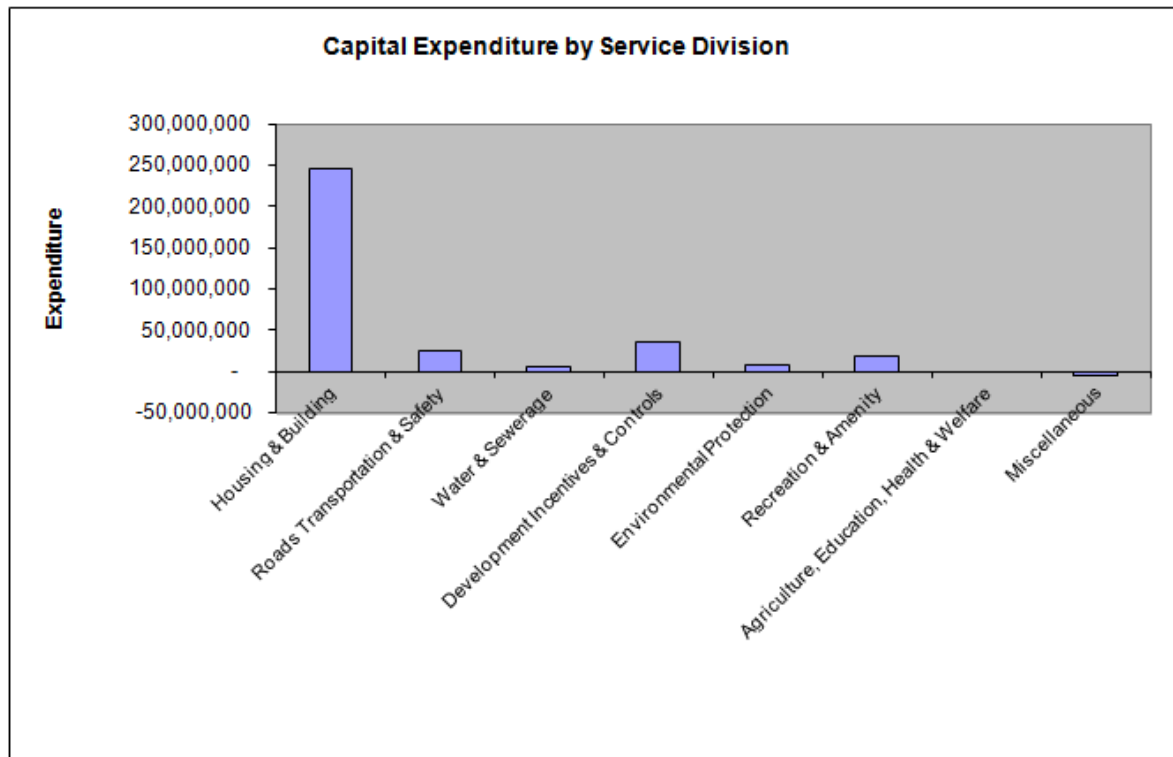


Capital Expenditure by Service Division



	2017
	€
Housing & Building	245,738,496
Roads Transportation & Safety	24,592,797
Water & Sewerage	6,092,670
Development Incentives & Controls	34,788,651
Environmental Protection	8,364,241
Recreation & Amenity	17,847,443
Agriculture, Education, Health & Welfare	-
Miscellaneous	(4,373,587)
	333,050,711

As per Appendix 6



APPENDICES

- Appendix 1 Members of Strategic Policy Committees
- Appendix 2 Activities of the Strategic Policy Committees
- Appendix 3 Dublin City Council Performance Indicators
- Appendix 4 Dublin City Council Development Contributions Scheme
- Appendix 5 Conferences & Seminars
- Appendix 6 Dublin City Council Recruitment Competitions
- Appendix 7 Members of Dublin City Council Joint Policing Scheme
- Appendix 8 Dublin City Council Corporate Plan 2015-2019 Progress Report 2017

Appendix 1 Members of Strategic Policy Committees

Finance Strategic Policy Committee

Chairperson: Cllr. Ruairi McGinley (Ind)

An tArdMhéara Mícheál MacDonncha (SF)

Cllr. Paddy Bourke (Ind)

Cllr. Tom Brabazon (FF)

Cllr. Brendan Carr (Lab)

Cllr. Dermot Lacey (Lab)

Cllr. Ray McAdam (FG)

Cllr. Paddy McCartan (FG)

Cllr. Larry O'Toole (SF)

Cllr. Noeleen Reilly (SF)

Cllr. Nial Ring (Ind)

Cllr. Hazel De Nortúin (PBP)

Sectoral Interests

Mr. Morgan O'Regan, Dublin Docklands Business Forum

Mr. Eric Fleming, ICTU

Dr. Caroline McMullan, DCU

Mr. Aebhric McGibney, Dublin Chamber of Commerce

Ms. Joanna Piechota, PPN – Irish Polish Society

Mr. Aidan Sweeney, IBEC

Planning and Property Development Strategic Policy Committee

Chairperson: Cllr. Andrew Montague (Lab)

Cllr. Áine Clancy (Lab)

Cllr. Cathleen Carney Boud (SF)

Cllr. Daithí De Róiste (FF)

Cllr. Dermot Lacey (Lab)

Cllr. Éilís Ryan (WP)

Cllr. Gaye Fagan (SF)

Cllr. Janice Boylan (SF)

Cllr. Kieran Binchy (FG)

Cllr. Patrick Costello (GP)

Sectoral Interests

Mr. John McGrane, British Irish Chamber

Mr. Graeme McQueen, Dublin Chamber of Commerce

Ms. Valerin O'Shea, An Taisce

Mr. Odran Reid, Public Participation Network Representative

Mr. Öznur Yücel-Finn, Irish Planning Institute (resigned July 2017)

Ms. Ann Mulcrone, Irish Planning Institute

Arts, Culture and Recreation Strategic Policy Committee

Chairperson: Cllr. Vincent Jackson (IND) elected 3rd July 2017

Cllr. Mary Freehill (LAB)
Cllr. Greg Kelly (SF)
Cllr. Vincent Jackson (Non party)
Cllr. Aine Clancy (LAB)
Cllr. John Lyons (PBP)
Cllr. Emma Murphy (SF)
Cllr. Séamas McGrattan (SF)
Cllr. Damian O'Farrell (Non party)
Cllr. Gary Gannon (Ind)
Cllr. Claire Byrne (Grn)
Cllr. Séan Paul Mahon (FF)
Cllr. Claire O'Connor (FF)
Cllr. Anne Feeney (FG)

Sectoral Interests

Mr. Gerry Kerr (NCBI)
Mr. Willie White (Dublin Theatre Festival)
Ms. Ciara Higgins (Royal Irish Academy of Music)
Mr. Maurice Ahern (Irish Sports Council)
Ms. Sarah Costigan (The Little Museum of Dublin) (replaced Simon O Connor November 2017)
Ms. Elaina Ryan (Children's Books Ireland)
Mr. Conor McQuillan (Public Participation Network) replaced Sarah O Neill November 2017)

Housing Strategic Policy Committee

Chairperson: Cllr. Daithi Doolan (Sinn Fein),
Cllr. Chris Andrews (Sinn Féin),
Cllr. Christy Burke (Ind.)
Cllr. Cieran Perry (Ind.),
Cllr. Pat Dunne (U.L),
Cllr. Sonya Stapleton (Ind.),
Cllr. Ray McAdam (F.G.),
Cllr. Anthony Connaghan (S.F),
Cllr. David Costello (F.F),
Cllr. Patrick Costello (G.P)
Cllr. Alison Gilliland (F.G),
Cllr. Críona Ní Dhálaigh (S.F),
Cllr. Janice Boylan (S.F)
Cllr. Eilis Ryan (Worker's Party)
Cllr. Norma Sammon (Fine Gael)
Cllr. Andrew Keegan (PBPA) replaced Cllr. Tina MacVeigh (PBPA).

Sectoral Interests

Mr. Kevin White (Alone Organisation)
Mr. Francis Doherty (Peter McVerry Trust)
Ms Aoife Delaney (Disability Federation of Ireland),
Ms Aideen Hayden (Threshold Limited),
TBC The Royal Institute of the Architects of Ireland),
Mr. Pat Greene (Dublin Simon Community)
Ms. Jill Young (Irish Council for Social Housing) (ICSH),
Ms. Winnie McDonagh (Ballyfermot Travellers Action Project)

Economic Development and Enterprise Strategic Policy Committee

Chairperson: Cllr. Deirdre Heney (FF)

Cllr. Paul McAuliffe (FF)

Cllr. Paddy Bourke (IND)

Cllr. Anne Feeney (FG)

Cllr. Gerry Kelly (SF)

Cllr. Alison Gilliland (Lab)

Cllr. Garry Gannon (SD)

Cllr. Gaye Fagan (SF)

Cllr. Noeleen Reilly (SF)

Cllr. Norma Sammon (FG)

Sectoral Interests:

Mr. John Lombard (Assoc. of Consulting Engineers in Ireland)

Ms. Denise Brophy (Dublinia)

Ms. Evanne Kilmurray (Inner City Enterprise)

Mr. Martin Harte (Temple Bar Company)

Ms. Geraldine Lavin (Small Firms Association)

Environment Strategic Policy Committee

Chairperson: Cllr. Naoise O'Muirei (FG)

Cllr. Claire Byrne (GP)

Cllr. Ciarán Cuffe (GP)

Cllr. Declan Flanagan (FG)

Cllr. Mannix Flynn (NP)

Cllr. Andrew Keegan (PBP)**

Cllr. Tina MacVeigh (PBP)

Cllr. Edel Moran (SF)

Cllr. Michael Mullooly (FF)

Cllr. Michael O'Brien (SOL)

Cllr. Ciaran O'Moore (SF)

(Cllr. Keegan replaced by Cllr. Tina MacVeigh Nov 2017)

Sectoral Interests:

Mr. William Brennan (Dublin Community Growers)

Mr. Robert Colleran (Dublin Docklands Business Forum)

Mr. Joe McCarthy (An Taisce)

Mr. Robert Moss (Dublin City Community Forum)

Transportation Strategic Policy Committee

Chairperson: Cllr. Ciarán Cuffe (GF)

Cllr. Paul Hand (NP)

Cllr. Teresa Keegan (NP)

Cllr. Frank Kennedy (FF)

Cllr. Paddy Smyth (FG)

Cllr. Paddy McCartan (FG)

Cllr. Larry O'Toole (SF)

Cllr. Ray McHugh (SF)

Cllr. Jane Horgan-Jones (Lab)

Cllr. Kieran Binchy (FG)

Cllr. Ciarán O'Moore (SF)

Cllr. Mannix Flynn (NP)

Sectoral Members

Ms Fiona Kelty, National Council for the Blind of Ireland

Mr Frank Mulligan, Irish Road Haulage Association

Mr Colm Ryder, Dublin Cycling Campaign (new representative from May 2017)

Mr. Richard Guiney, Dublin City Business Improvement District t/a Dublin Town

Mr. Keith Gavin, Irish Parking Association

Mr. Martin Hoey, Public Participation Network (new representative from February, 2017)

Appendix 2 Activities of the Strategic Policy Committees

Listed below is a report on the activities of the Strategic Policy Committees for 2017.

Finance Strategic Policy Committee

Meetings Held: 6

Report on Activities

The Finance Strategic Policy Committee provides leadership and direction on key areas relating to the financing of Dublin City Council. Key topics pursued during 2017 were:

Funding issues:

- Revenue Grant Funding of Local Authorities 2016 – 2017
- Review of Dublin City Council's Rates Vacancy Refund
- Report providing the collection performance of rates due on vacant properties
- Rates Revaluation – the impact on Dublin City Council's Rates Income
- Report on Rates Debtors year end 31/12/2016
- Rates Legislative Framework - update
- Rates Liabilities – NAMA Properties
- Rates Accounts – Legal Proceedings 2016 and legal costs of rates debtors
- Report on properties that may previously have been valued as commercial, that are now occupied or owned by the State, thereby resulting in a loss of rate income for Dublin City Council
- Area Discretionary Fund Report
- LPT exemptions for new and unused properties
- Digital Economy – presentation by Stephen Brennan, Chief Digital Advisor

Governance Issues:

- Annual Financial Statements 2016 including Debtors Report 2016
- Dublin Docklands Development Authority – dissolution update
- Community Group Lettings and Licences – update
- Audit Committee minutes for review

Development Issues:

- Development Contributions Scheme – annual update
- Development Contributions – highest and the lowest value of Development Contributions
- Compliance with requirements of building regulations – update

Procurement Issues:

- Construction Industry Federation re pyrite remedial works, compliance with workplace related legislation for employees of subcontractors on public contracts (whether supplies, services or works) and the structure of public sector construction contracts with regard to the making and settling of contract related claims.
- Cost of Pyrite Remedial Works – updates from Housing and Community Services Department
- Ballyfermot Leisure Centre – update
- Social Inclusion Clause in Public Procurement – presentation by Jeanne Copeland, Greenville Procurement Partners Ltd.

Motor Tax Issues:

- Special Report of the Comptroller and Auditor General - Administration and Collection of Motor Tax
- Motor Tax UK Disc abolition – update

Resourcing Issues:

- Chief Executive's Special Report on Resourcing – discussion document
- Service Delivery Plan and Resources Working Group – Update

Planning & Property Development Strategic Policy Committee

Meetings Held: 5

Report on Activities:

There were five meetings held in 2017, including one Joint meeting with the Housing SPC and a Special meeting regarding the Draft National Planning Framework 2040. In the course of the year the SPC considered a number of important policy issues and brought forward valuable proposals in key strategy areas which included:

- Dublin One Plans
- Student Accommodation
- Members Planning Fees
- Ireland 2040: National Planning Framework 2040 Issues Paper *and* the Draft National Planning Framework 2040
- Poolbeg SDZ
- Draft SDRA12 – Development Framework for St Teresa’s Gardens and Environs
- Moore Street Consultative Group report: *Securing History*
- Vacant Sites Register (10 largest sites based on valuation with a planning history)
- Historic Post Boxes
- Place Making

Arts, Culture and Recreation Strategic Policy Committee

Meetings Held: 6

The work of Culture, Recreation and Economic Services is overseen by the Arts, Culture and Recreation Strategic Policy Committee, chaired by Cllr. Vincent Jackson. The Committee deals with the formulation, development, monitoring and review of policy which relate to the functions of the local authority and to advise the local authority on those matters. The Committee consists of 21 members, 14 Councillors and 7 sectoral members and meets six times annually.

The following are its areas of responsibility:

- Archives
- Arts
- Control of Horses and Dogs
- Culture
- Events and Festivals
- Galleries
- Higher Education Grants
- International Relations
- Libraries
- Museums
- Music
- Parks and Open Spaces
- Natural Environment
- School Meals
- Sports and Recreations Centres
- Sports Development
- Social Inclusion

Arts, Culture and Recreation Strategic Policy Committee addressed the following during the course of 2017.

January 2017

- Brendan Teeling, Deputy City Librarian – Presentation on the Library and Archive Services – Digital Images Collection – New Online Service
- Brendan Teeling, Deputy City Librarian Report on Dublin City Library Commemorations Initiatives 2017
- Brendan Teeling, Deputy City Librarian – Review of St. Patrick's Day Festival 2016 and an Advance Programme Overview 2017
- Margaret Hayes, Dublin City Librarian – Report on the New City Library at Parnell Square.
- Ray Yeates, City Arts Officer – Report on the City Arts Grants 2017 – Approved by City Council at the 9th January 2017.

- Ray Yeates, City Arts Officer – Update on the Implementation of the Cultural Strategy
- Jim Beggan, Senior Executive Officer - Dublin City Sports and Wellbeing Partnership STRIDE 2017 – 2020 – Launched February 2017

March 2017

- Ray Yeates – Presentation on the Terms of Reference for Luke Kelly Working Group
- Margaret Hayes, Dublin City Librarian – Report on the New City Library at Parnell Square – Site investigation works commenced on 20th February.
- Ray Yeates, City Arts Officer – Update on the Implementation of the Cultural Strategy
- Dublin City Local Economic and Community Plan 2016 – 2021 – Focus group to be set up to achieve the objectives as set out in Goal 6 of the LECP.

May 2017

- Leslie Moore, City Parks Superintendent – Presentation on Parks Services in the City
- Ray Yeates, City Arts Officer - Report on the Implementation of the Cultural Strategy – a working group to be set up on the delivery of cultural space in the city
- Brendan Teeling, Deputy City Librarian – Revised Draft Policy Document for Commemorative Naming of Infrastructure and Provision of Monuments, Memorials and Plaques – Approved by City Council June 2017
- Shauna McIntyre – Report on the Restructuring of Sports Development Officers in the City

July 2017

- Dr. Daniel O'Hare – Presentation on the National Children's Science Museum Project
- Aaron Copeland – Presentation on a Playful City
- Ray Yeates, City Arts Officer – Report and recommendations from the Luke Kelly Working Group
- Ray Yeates, City Arts Officer – Report on the delivery of cultural space in the City - GOAL 6 of the LECP Plan 2016 – 2021
- Brendan Teeling, Deputy City Librarian – Report on update of the George Bernard Shaw house – architectural and engineering investigation works completed
- Margaret Hayes, Dublin City Librarian – Update on the New City Library at Parnell Square

September 2017

- Kieran O'Neill – Presentation on the Draft Dublin City Parks Strategy 2017 – 2022- Presented to 5 areas Committees. To be approved by City Council 2018
- Declan Wallace – Report on JPC Subgroup on Anti Social Behaviour in Parks
- Ray Yeates, City Arts Officer – Report on the Implementation of the Cultural Strategy – Progress on Artist Workspace
- Ruairí Ó Cuív, Public Art Manager – Report on the Luke Kelly Working Group Approved by City Council on 19th September

- Margaret Hayes, Dublin City Librarian - Update on the New City Library at Parnell Square

November 2017

- Alison Lyons, Director of Dublin UNESCO City of Literature – Presentation on UNESCO City of Literature
- Barbara Dawson, Director Dublin City Gallery The Hugh Lane – Presentation on Dublin City Gallery The Hugh Lane Draft Strategic Plan 2018 2023 – Approved by City Council at 4th December meeting
- Owen Keegan, Chief Executive – Report on the establishment of a Dublin City Council Cultural Company – Report to go to City Council in February 2018.
- Jim Beggan, Senior Executive Officer – Review of the Passport for Leisure and Over 65's Scheme
- Brendan Teeling, Deputy City Librarian – Update on George Bernard House

Sub-Committees:

- Commemorations Sub-Committee
- Commemorative Naming Committee (Sub Committee of the City Council)
- Arts and Cultural Advisory Group
- Artists Workspaces Sub Committee
- Dublin City Sports and Wellbeing Partnership Advisory Board

Housing Strategic Policy Committee

Meetings held: 11

A joint meeting of the Housing & Planning SPCs was held on 25th April to present a new development framework plan for SDRA 12 St. Teresa's Gardens and Environs to the members of both SPCs for noting.

The principal issues debated and considered by the Committee were as follows:

- Housing Programme
- Homeless Services
- Traveller Accommodation
- Disability Strategy
- Irish Glass Bottle (IGB) Presentation
- Housing SPC Sub Group updates
- Update on 2016 Action Plan of Dublin City Local Economic & Community Plan 2016-2021
- Housing Finance Agency presentation: Innovating, Collaborating & Delivering Homes
- Scheme of Lettings
- HAP Scheme (Housing Assistance Payment)
- Airbnb
- Saint Teresa's Gardens Regeneration
- Standards for Rented Houses
- Apartment Owners Network Presentation

There were 2 Housing SPC Sub-Groups set up to examine topics in greater depth and revert to Housing SPC with recommendations:

- **Condensation Sub Group**

Objectives: To consider condensation in City Council Stock.

4 meetings occurred in 2017;

- 20th July
- 27th September
- 8th November
- 12th December

Members	
Councillor	Daithi Doolan
Councillor	Éilis Ryan
Councillor	David Costello
Councillor	Tina MacVeigh - Chair
Councillor	Janice Boylan
Senior Executive Engineer	Robert Buckle
Senior Executive Architect	Cecilia Naughton
Executive Manager	Céline Reilly

- **Scheme of Lettings Sub Group**

Objectives: To review its Allocations scheme, adopted in 2013.

3 meetings occurred in 2017;

- 12th October
- 2nd November
- 16th November

Key Issues for Review include:

- Medical
- Homeless
- Welfare.
- Travellers:
- Disability
- Overcrowding
- Surrender Larger
- Careleavers & Congregate Settings
- Access Requests

Members
Open to Housing SPC members.

Economic Development and Enterprise Strategic Policy Committee

Meetings Held: 4

The Economic Development & Enterprise Office, consisting of the Economic Development Office, the Local Enterprise Office (LEO) and International Relations, support the work of the Economic Development & Enterprise Strategic Policy Committee (SPC), chaired by Cllr. Deirdre Heney.

The Committee deals with the formulation, development, monitoring and review of policy that relates to the functions of the local authority and advises the local authority on those matters. The Committee consists of 15 members, 10 Councillors and 5 sectoral members, and it met four times in 2017 with an additional event, the Dublin City Infrastructure Summit, also held. The following are its areas of responsibility:

- Promotion of Economic Development
- Oversight of Enterprise Supports for micro enterprise
- Casual Trading
- Markets
- Tourism
- International Relations

The Economic Development & Enterprise Strategic Policy Committee addressed the following during the course of 2017.

January 2017:

Grangegorman Development Agency (GDA) Update and presentation Mr. Ger Casey
Café & Restaurants report
Economic Development & Enterprise Management Update
International Relations Management Update

April 2017:

Tourism Statement of Strategy and Works Programme 2017-2022
Draft Dublin City Markets Action Plan
Economic Development & Enterprise Management Update
International Relations Management Update

July 2017:

Economic Development & Enterprise SPC hosted the Dublin City Infrastructure Summit 2017
Chaired by Cllr. Paul McAuliffe. The Outcomes report was published in August and presented to the full council in September.

September 2017:

2nd Draft Dublin City Markets Action Plan

Report on the Dublin Flea Christmas Market

Report on the Regional Enterprise Development Fund

International Relations Management Update

Economic Development & Enterprise Management Update

November 2017:

Draft Casual Trading Bye-Laws

Presentation on the Outcomes report of the Dublin City Infrastructure Summit

Development of a programme of work for 2018

International Relations Management Update

Economic Development & Enterprise Management Update

Environment Strategic Policy Committee

Meetings Held: 6

Report on Activities:

- Sub-Committee on Litter established to underpin the implementation of the Litter Management Plan 2016 – 2018
- Pilot area identified for intensified cleaning in collaboration with local community and residents groups
- Climate Change Strategy for the 4 Dublin Local Authorities adopted.
- Climate Change Action Plans being developed.
- Oversight of the progress of the Dublin Waste to Energy Project.
- Commissioning of the Dublin Waste to Energy Project scrutinised.
- Community Gain Fund grant details published.
- Policy on the use of Glyphosate being developed
- Catchment Flood Risk Assessment & Management Plan presented.
- The Committee made submissions on the National Clean Air Strategy.

Transportation Strategic Policy Committee

Meetings Held: 5

Report on Activities

- Updates on City Centre Transport projects, and the proposed plaza at College Green, including consideration of the North and South Quays. Traffic Management proposals implemented in advance of the commencement of Luas Cross City.
- Discussion of the Liffey Cycle Route.
- Following discussion and examination of the issues during 2017, the holding of a public consultation on proposed new Bye-Laws to regulate the operation of Stationless Bike Schemes in the city; this resulted in the adoption by the City Council in November, 2017, of the Dublin City Council Control of Stationless On-Street Bicycle Hire Bye-Laws 2017.
- Review of the impact of Phases 1 and 2 of the new 30 km/h zones introduced in Dublin city in 2017 by the City Council's Special Speed Limit Bye-Laws, and a presentation on the Phase 3 review of the Bye-Laws commencing early in 2018.
- Presentation on a sustainable deliveries pilot scheme, based in Wolfe Tone Street during 2017, and the submission to the Transportation SPC of the draft Dublin City Council Control of On-Street Sustainable Deliveries Eco Hub Bye-Laws 2018 for referral to the City Council to initiate a public consultation process on the proposed Bye-Laws.
- Parking Appeals Officer's Annual Report for 2016
- Presentation by Mr Darragh Genockey, Go Car, on the operation of the membership-based car club in Dublin city.
- Presentation by Ms Anne Graham, Chief Executive Officer, National Transport Authority, on BusConnects, regarding proposals for a fundamental re-design of the Dublin bus system.
- Presentation on the implementation of the City Council's Public Realm Strategy
- Report on Dublin Street name plates
- Presentation in November, 2017, by Ms Grainne Mackin, National Transport Authority, on Luas Cross City, which commenced service in December, 2017.
- Recommendation of the Transportation SPC to the City Council to increase the membership of the Committee.

Appendix 3 Dublin City Council Performance Indicators

Performance Indicators

01/01/2017 - 31/12/2017 (Annual)

Dublin City Council

Topic	Indicator	Value	Comment
Housing: H1, H2 & H4 Approved	A. No. of dwellings in the ownership of the LA at 1/1/2017	24990	
	B. No. of dwellings added to the LA owned stock during 2017 (whether constructed or acquired)	456	
	C. No. of LA owned dwellings sold in 2017	54	
	D. No. of LA owned dwellings demolished in 2017	148	
	E. No. of dwellings in the ownership of the LA at 31/12/2017	25244	
	F. No. of LA owned dwellings planned for demolition under a DHPLG approved scheme	166	
	A. The percentage of the total number of LA owned dwellings that were vacant on 31/12/2017	4.40 %	
	The number of dwellings within their overall stock that were not tenanted on 31/12/2017	1104	This total is made up of 494 properties that are available for letting and 610 units that are either planned refurbishments, due to be transferred to Approved Housing Bodies or planned demolitions
	A. Expenditure during 2017 on the repair and maintenance of housing bought or built by the LA compiled on a continuous basis from 1 January 2017 to 31 December 2017, divided by the no. of directly provided dwellings in the LA stock at 31/12/2017	€2597.75	
	Expenditure on repair and maintenance of LA stock compiled on a continuous basis from 1 January 2017 to 31 December 2017, including planned maintenance expenditure but excluding expenditure under approved major refurbishment schemes	€65146374	

**Housing: H3 & H5
Approved**

A. The Time taken from the date of vacation of a dwelling to the date in 2017 when a new tenancy had commenced in the dwelling, averaged across all dwellings re-let during 2017	18.93 wk	
B. The cost expended on getting the dwellings re-tenanted in 2017 ready for re-letting, averaged across all dwellings re-let in 2017	€18570.04	
The number of dwellings that were re-tenanted on any date in 2017 (but excluding all those that had been vacant due to an estate-wide refurbishment scheme)	876	
The number of weeks from when the previous tenant vacated the dwelling up to the date of the new tenant's first rent debit totalled for all dwellings re-tenanted in 2017	16582.68 wk	
Total expenditure on repairs necessary to enable re-letting of the dwellings	€16267351	
A. Total number of registered tenancies in the LA area at end of June 2017	75003	
B. Number of rented dwellings inspected in 2017	1361	
C. Percentage of inspected dwellings in 2017 that were found not to be compliant with the Standards Regulations	85.01 %	
D. Number of non-compliant dwellings that became compliant during 2017	717	
The number of dwellings inspected in 2017 that were found not to be compliant with the Housing (Standards for Rented Houses) Regulations	1157	

**Housing: H6
Approved**

A. Number of adult individuals in emergency accommodation that are long-term homeless as a % of the total number of homeless adult individuals in emergency accommodation at the end of 2017	62.11 %	
The number of adult individuals classified as homeless and in emergency accommodation on the night of 31 December 2017 as recorded on the PASS system	3489	
The number out of those individuals who, on 31/12/2017, had been in emergency accommodation for 6 months continuously, or for 6 months	2167	

	cumulatively within the previous 12 months		
Roads: R1 & R2 Approved	The % of Regional road kilometres that received a PSCI rating in the 24 month period prior to 31/12/2017	100 %	
	The % of Local Primary road kilometres that received a PSCI rating in the 24 month period prior to 31/12/2017	34 %	
	The % of Local Secondary road kilometres that received a PSCI rating in the 24 month period prior to 31/12/2017	11 %	
	The % of Local Tertiary road kilometres that received a PSCI rating in the 60 month period prior to 31/12/2017	59 %	
	The % of total Regional road kilometres with a PSCI rating of 1-4 at 31/12/2017	0 %	
	The % of total Regional road kilometres with a PSCI rating of 5-6 at 31/12/2017	3 %	
	The % of total Regional road kilometres with a PSCI rating of 7-8 at 31/12/2017	9 %	
	The % of total Regional road kilometres with a PSCI rating of 9-10 at 31/12/2017	88 %	
	The % of total Local Primary road kilometres with a PSCI rating of 1-4 at 31/12/2017	3 %	
	The % of total Local Primary road kilometres with a PSCI rating of 5-6 at 31/12/2017	10 %	
	The % of total Local Primary road kilometres with a PSCI rating of 7-8 at 31/12/2017	9 %	
	The % of total Local Primary road kilometres with a PSCI rating of 9-10 at 31/12/2017	37 %	
	The % of total Local Secondary road kilometres with a PSCI rating of 1-4 at 31/12/2017	7 %	
	The % of total Local Secondary road kilometres with a PSCI rating of 5-6 at 31/12/2017	17 %	
	The % of total Local Secondary road kilometres with a PSCI rating of 7-8 at 31/12/2017	11 %	
	The % of total Local Secondary road kilometres with a PSCI rating of 9-10 at 31/12/2017	18 %	
	The % of total Local Tertiary road kilometres with a PSCI rating of 1-4 at 31/12/2017	6 %	

	The % of total Local Tertiary road kilometres with a PSCI rating of 5-6 at 31/12/2017	21 %	
	The % of total Local Tertiary road kilometres with a PSCI rating of 7-8 at 31/12/2017	14 %	
	The % of total Local Tertiary road kilometres with a PSCI rating of 9-10 at 31/12/2017	17 %	
	A1. Kilometres of regional road strengthened during 2017	6.8 km	
	A2. The amount expended on regional roads strengthening work during 2017	€3482204.00	
	B1. Kilometres of regional road resealed during 2017	0.0 km	
	B2. The amount expended on regional road resealing work during 2017	€0.00	
	C1. Kilometres of local road strengthened during 2017	9.1 km	
	C2. The amount expended on local road strengthening work during 2017	€2779525.00	
	D1. Kilometres of local road resealed during 2017	0.0 km	
	D2. The amount expended on local road resealing work during 2017	€0.00	
Motor Tax: R3 Approved	A. The percentage of motor tax transactions which were dealt with online (i.e. transaction is processed and the tax disc is issued) in 2017	84.66 %	
Water: W1 Approved	% of Private Drinking Water Schemes in compliance with statutory requirements in respect of the monitoring of the quality of private drinking water supplies during 2017	Not applicable to Dublin City Council	
Waste: E1 Approved	A. The number of households, based on the 2016 Census, who are situated in an area covered by a licensed operator providing a 3 bin service at 31/12/2017	100470	
	B. The % of households within the local authority (also as per the 2016 Census) that the number at A represents	47.48 %	
Environmental Pollution: E2 Approved	A1. Total number of pollution cases in respect of which a complaint was made during 2017	17021	
	A2. Number of pollution cases closed from 1/1/2017 to 31/12/2017	16840	

	A3. Total number of cases on hands at 31/12/2017	221	
Litter Pollution: E3 Approved	A1. The % of the area within the LA that when surveyed in 2017 was unpolluted or litter free	Figures will be available July 2018	
	A2. The % of the area within the LA that when surveyed in 2017 was slightly polluted	Figures will be available July 2018	
	A3. The % of the area within the LA that when surveyed in 2017 was moderately polluted	Figures will be available July 2018	
	A4. The % of the area within the LA that when surveyed in 2017 was significantly polluted	Figures will be available July 2018	
	A5. The % of the area within the LA that when surveyed in 2017 was grossly polluted	Figures will be available July 2018	
Planning: P1 Approved	A. Buildings inspected as a percentage of new buildings notified to the local authority	82.87 %	
	Total number of new buildings notified to the local authority i.e. buildings where a valid Commencement Notice was served in the period 1/1/2017 to 31/12/2017 by a builder or developer on the local authority	1179	
	Number of new buildings notified to the local authority in 2017 that were the subject of at least one on-site inspection during 2017 undertaken by the local authority	977	
Planning: P2 & P3 Approved	A. Number of LA planning decisions which were the subject of an appeal to An Bord Pleanála that were determined by the Board on any date in 2017	308	
	B. % of the determinations at A which confirmed (either with or without variation) the decision made by the LA	82.14 %	
	Number of determinations confirming the LA's decision (either with or without variation)	253	
	A. Total number of planning cases referred to or initiated by the local authority in the period 1/1/2017 to 31/12/2017 that were investigated	1458	
	B. Total number of investigated cases that were closed during 2017	1010	
	C. % of the cases at B that were	50.89 %	

	dismissed as trivial, minor or without foundation or were closed because statute barred or an exempted development		
	D. % of cases at B that were resolved to the LA's satisfaction through negotiations	0 %	
	E. % Cases at B that were closed due to enforcement proceedings	49.11 %	
	F. Total number of planning cases being investigated as at 31/12/2017	2376	
	Number of cases at 'B' that were dismissed under section 152(2), Planning and Development Act 2000	514	
	Number of cases at 'B' that were resolved to the LA's satisfaction through negotiations	0	All cases commence with a warning letter, however the majority are then resolved through negotiations
	Number of cases at 'B' that were closed due to enforcement proceedings	496	
Planning: P4 & P5 Approved	A. The 2017 Annual Financial Statement (AFS) Programme D data divided by the population of the LA area per the 2016 Census	€26.59	
	AFS Programme D data consisting of D01 - Forward Planning, D02 - Development Management, D03 - Enforcement (inclusive of the relevant Programme D proportion of the central management charge) for 2017	€14747130	
	A. The percentage of applications for fire safety certificates received in 2017 that were decided (granted or refused) within two months of their receipt	31.67 %	
	B. The percentage of applications for fire safety certificates received in 2017 that were decided (granted or refused) within an extended period agreed with the applicant	54.61 %	
	The total number of applications for fire safety certificates received in 2017 that were not withdrawn by the applicant	401	
	The number of applications for fire safety certificates received in 2017 that were decided (granted or refused) within two months of the date of receipt of the application	127	
	The number of applications for fire safety certificates received in 2017 that were decided (granted or refused) within an agreed extended time period	219	

Fire Service: F1 Approved	A. The Annual Financial Statement (AFS) Programme E expenditure data for 2017 divided by the population of the LA area per the 2016 Census figures for the population served by the fire authority as per the Risk Based Approach Phase One reports	€75.65	
	AFS Programme E expenditure data consisting of E11 - Operation of Fire Service and E12 - Fire Prevention for 2017	€103954252	This total does not include DFB expenditure on provision of Ambulance service. The income for provision of regional call service is €1,397,284
Fire Service: F2 & F3 Approved	A. Average time taken, in minutes, to mobilise fire brigades in Full-Time Stations in respect of fire	1.48 min	
	B. Average time taken, in minutes, to mobilise fire brigades in Part-Time Stations (retained fire service) in respect of fire	6.1 min	
	C. Average time taken, in minutes, to mobilise fire brigades in Full-Time Stations in respect of all other (non-fire) emergency incidents	1.54 min	
	D. Average time taken, in minutes, to mobilise fire brigades in Part-Time Stations (retained fire service) in respect of all other (non-fire) emergency incidents	6.14 min	
	A. % of cases in respect of fire in which first attendance at scene is within 10 minutes	75.24 %	
	B. % of cases in respect of fire in which first attendance at the scene is after 10 minutes but within 20 minutes	21.82 %	
	C. % of cases in respect of fire in which first attendance at the scene is after 20 minutes	2.94 %	
	D. % of cases in respect of all other emergency incidents in which first attendance at the scene is within 10 minutes	73.88 %	
	E. % of cases in respect of all other emergency incidents in which first attendance at the scene is after 10 minutes but within 20 minutes	21.82 %	
	F. % of cases in respect of all other emergency incidents in which first attendance at the scene is after 20 minutes	4.30 %	

	Total number of call-outs in respect of fires from 1/1/2017 to 31/12/2017	8340	
	Number of these fire cases where first fire tender attendance at the scene is within 10 minutes	6275	
	Number of these fire cases in which first fire tender attendance at the scene is after 10 minutes but within 20 minutes	1820	
	Number of these fire cases in which first fire tender attendance at the scene is after 20 minutes	245	
	Total number of call-outs in respect of all other emergency incidents (i.e. not including fire) from 1/1/2017 to 31/12/2017	1673	
	Number of these non-fire cases in which first fire tender attendance at the scene is within 10 minutes	1236	
	Number of these non-fire cases in which first fire tender attendance at the scene is after 10 minutes but within 20 minutes	365	
	Number of these non-fire cases in which first fire tender attendance at the scene is after 20 minutes	72	
Library Service: L1 Approved	A. Number of visits to libraries per head of population for the LA area per the 2016 Census	4.69	
	B. Number of items issued to borrowers in the year	2287514	
	Number of visits to its libraries from 1/1/2017 to 31/12/2017	2602289	
Library Service: L2 Approved	A. The Annual Financial Statement (AFS) Programme F data for 2017 divided by the population of the LA area per the 2016 Census	€42.99	
	AFS Programme F data consisting of F02 - Operation of Library and Archival Service (inclusive of the relevant proportion of the central management charge for Programme F) for 2017	€23840704	
Youth and Community: Y1 & Y2 Approved	A. Percentage of local schools involved in the local Youth Council/Comhairle na nÓg scheme	12.00 %	
	Total number of second level schools in the LA area at 31/12/2017	250	
	Number of second level schools in the	30	

	LA area from which representatives attended the local Comhairle na nÓg AGM held in 2017		
	A. Number of organisations included in the County Register and the proportion who opted to be part of the Social Inclusion College within the PPN	32.02	
	Total number of organisations included in the County Register for the local authority area as at 31/12/2017	684	
	Total number of those organisations that registered for the first time in 2017	78	
	Number of organisations that opted to join the Social Inclusion Electoral College on whatever date they registered for the PPN	219	
Corporate: C1 & C2 & C4 Approved	A. The wholetime equivalent staffing number as at 31 December 2017	5401.50	
	A. Percentage of paid working days lost to sickness absence through medically certified leave in 2017	3.97 %	
	B. Percentage of paid working days lost to sickness absence through self-certified leave in 2017	0.52 %	
	Total Number of working days lost to sickness absence through medically certified leave in 2017	50464 day	
	Total Number of working days lost to sickness absence through self-certified leave in 2017	6359 day	
	Number of unpaid working days lost to sickness absence included within the total of self-certified sick leave days in 2017	0 day	
	Number of unpaid working days lost to sickness absence included within the total of medically certified sick leave days in 2017	1824 day	
	If any staff are on long-term sick leave (i.e. a continuous period of more than 4 weeks), include a text note of the number of staff on long-term sick leave	372	
	A. All ICT expenditure in the period from 1/1/2017 to 31/12/2017, divided by the WTE no.	€2007.53	
	Total revenue expenditure on Account Elements	€10843652	
Corporate: C3 Approved	A. Total page views of the local authority's websites in 2017	15261991	

Finance: M1 & M2 Approved	B. Total number of followers at end 2017 of the LA's social media accounts	122340	
	The number of social media accounts operated by the local authority	19	
	A. Cumulative balance at 31/12/2013 in the Revenue Account from the Income & Expenditure of the AFS	€16576645	
	B. Cumulative balance at 31/12/2014 in the Revenue Account from the Income & Expenditure of the AFS	€28354582	
	C. Cumulative balance at 31/12/2015 in the Revenue Account from the Income & Expenditure of the AFS	€28600516	
	D. Cumulative balance at 31/12/2016 in the Revenue Account from the Income & Expenditure of the AFS	€26101486	
	E. Cumulative balance at 31/12/2017 in the Revenue Account from the Income & Expenditure of the AFS	€23240144	
	F. Cumulative surplus or deficit at 31/12/2017 as a percentage of Total Income from the AFS statement	2.68 %	
	G. Revenue Expenditure per capita in 2017	€1505.34	
	The 2017 Total Income figure from the Income and Expenditure Account Statement of the AFS	€868219405	
	The 2017 Total Expenditure figure from the Income and Expenditure Account Statement of the AFS	€834790251	
	Collection level of Rates from the Annual Financial Statement for 2013	81.0 %	
	Collection level of Rates from the Annual Financial Statement for 2014	84.0 %	
	Collection level of Rates from the Annual Financial Statement for 2015	88.0 %	
	Collection level of Rates from the Annual Financial Statement for 2016	90.0 %	
	Collection level of Rates from the Annual Financial Statement for 2017	91 %	
	Collection level of Rent & Annuities from the Annual Financial Statement for 2013	78.0 %	
	Collection level of Rent & Annuities from the Annual Financial Statement for 2014	78.0 %	
	Collection level of Rent & Annuities from the Annual Financial Statement for 2015	80.0 %	

	Collection level of Rent & Annuities from the Annual Financial Statement for 2016	78.0 %	
	Collection level of Rent & Annuities from the Annual Financial Statement for 2017	76 %	
	Collection level of Housing Loans from the Annual Financial Statement for 2013	61.0 %	
	Collection level of Housing Loans from the Annual Financial Statement for 2014	58.0 %	
	Collection level of Housing Loans from the Annual Financial Statement for 2015	59.0 %	
	Collection level of Housing Loans from the Annual Financial Statement for 2016	66.0 %	
	Collection level of Housing Loans from the Annual Financial Statement for 2017	66 %	
Economic Development: J1 to J4 Approved	A. The no. of jobs created with assistance from the Local Enterprise Office during the period 1/1/2017 to 31/12/2017	232.5	
	A. The no. of trading online voucher applications approved by the Local Enterprise Office in 2017	140	
	B. The no. of those trading online vouchers that were drawn down in 2017	39	
	A. The no. of participants who received mentoring during the period 1/1/2017 to 31/12/2017	994	
	A. Does the local authority have a current tourism strategy?	Yes	Dublin City Council, Tourism Statement of Strategy and Work Programme 2017 - 2022 was presented to the Economic Development & Enterprise SPC on 4th April 2017
	B. Does the local authority have a designated Tourism Officer?	Yes	Currently shared by 2 staff at SEO grade

Appendix 4 Dublin City Council Development Contributions Scheme

The Dublin City Council Development

Contribution Scheme

The Dublin City Council Development Contribution Scheme 2016-2020, under Section 48 of the Planning and Development Act 2000, as amended was adopted by the City Council in December 2015 and applied to all planning permissions granted after 1st January, 2016.

The following is a breakdown of development contributions collected in 2017

2017	
Section 48 Scheme – Contributions received	€34,087,875.00
Section 48(2c) Contributions received (Parks, Roads, Traffic etc.)	€787,437.70
Total payments received	€ 34,875,312.70

The Section 48 Contribution Scheme provides for the funds raised under the scheme to be applied as follows:

Class of public Infrastructural Development	% of contributions to apply to each class
Class 1 Roads infrastructure and facilities	30.24%
Class 2 Water and drainage infrastructure and facilities	14.61%
Class 3 Parks facilities and amenities	11.89%
Class 4 Community facilities and amenities	17.16%
Class 5 Urban regeneration facilities and amenities	26.10%

With the establishment of Irish Water with effect from 1st January, 2014, and the transfer of potable water and foul drainage responsibility to that Agency the reduced levy rate allocated to Class 2 “Water and Drainage Infrastructure and facilities” reflects the fact that Irish Water will be charging developers directly for their services.

Appendix 5 Conferences & Seminars 2017

Event	Destination	Councillors in Attendance
National Planning Frame-Work Conference	Athlone, County West Meath	2
National nZEB Conference	Enniscorthy, County Wexford	1
National Planning Conference	County Dublin	1
AILG Annual Conference	Ennis, County Clare	5
LAMA Spring Seminar	Gormanstown, County Meath	1
AILG Training Seminar	Arklow, County Wexford	1
LAMA Training	County Meath	1
AILG Training	Westport, County Mayo	1
AILG Training	Dundalk, County Louth	2
Mac Gill Summer School	Glenties, County Donegal	1
LAMA Training	Clonmel, County Tipperary	1
Irish Planning Institute Conference	County Dublin	1
AILG Autumn Seminar	County Sligo	3
Urban Land Institute Conference	County Dublin	1
AILG Seminar	Tullamore, County Offaly	1
AILG Seminar	Carrick-on-Shannon, County Leitrim	1
Official Visit by the Lord Mayor	Nice, France	1
San Jose Twinning Mission	San Jose, United States of America	3
The Asia-Europe Meeting (ASEM) for meeting for Governors and Mayors	Lisbon, Portugal	1
Official Visit by the Lord Mayor	Jerusalem, Israel	1
Official Visit by the Lord Mayor	Chicago, United States of America	1
Velo-City Conference 2017	Nijmegen, Netherlands	1
UNESCO Conference	Enghien-Les- bains, France	1
6th Direct Dialogue between EU Capitals Mayors and the European Commission	Riga, Latvia	1
Official Visit by the Lord Mayor	Ohio, United States of America	1

Appendix 6 Dublin City Council Recruitment Competitions

Dublin City Council Competitions Breakdown by Gender

During 2017 Dublin City Council held a variety of competitions. Listed below is a gender breakdown for some of these competitions held. The breakdown shows the number of males and females who applied for these positions and subsequently the number of males and females who were successful in obtaining a place on the panel.

Competitions	Total No. of Apps Recd	Applicants		Total	Successful	
		Male	Female		Male	Female
Assistant Architect	66	33	33	14	2	12
Assistant Fire Prevention Officer	12	12	0	3	3	0
Assistant Inspector: E. + T.	9	9	0	3	3	0
Assistant ITS Officer	15	14	1	4	3	1
Assistant Quantity Surveyor	17	2	5	5	5	0
Assistant Traffic Officer	5	5	0	2	2	0
Assistant Valuer	22	17	5	2	0	2
Blacksmith	2	2	0	2	2	0
Business Advisor	35	22	13	5	4	1
Craft Gardener (External)	105	88	17	17	15	2
Craft Gardener (Internal)	5	5	0	2	2	0
Crew Leader	10	10	0	7	7	0
Deputy Director – DRHE	11	6	5	7	2	5
Executive Engineer Structural	13	10	3	5	4	1
Executive H&S Officer	13	6	7	8	2	6
Executive H&S Officer	13	6	7	8	2	6
Executive Housing Officer	70	36	34	14	4	10
Executive Planner	61	31	30	15	6	9
Executive Quantity Surveyor	25	20	5	7	5	2
Executive Solicitor	18	5	13	5	1	4
G.O. – Group 4 Parks	25	25	0	11	11	0
G.O. – Temporary	132	126	6	94	91	3
Graduate Engineer Civil	17	14	3	12	9	3
Graduate ITS Officer	8	7	1	2	2	0
Graduate Parks Superintendent	28	22	6	6	3	3
Head of Education & Outreach	3	0	3	2	0	2
Head of Exhibitions	1	1	0	1	1	0
Head Porter	8	8	0	2	2	0
Housing Advisor	111	57	54	30	14	16
Inspector Road Design	5	5	0	3	3	0

Inspector: Water Services	17	17	0	7	7	0
Lifeguard	15	11	4	8	6	2
Part-Time Cleaner	42	26	16	25	17	8
Property Maintenance Officer	11	11	0	3	3	0
Relief Attendant	129	83	46	96	57	39
Retained Sub-Officer	6	6	0	2	2	0
Senior Environmental Health Officer	12	5	7	5	1	4
Senior Executive Waste Enforcement Officer	14	8	6	3	0	3
Senior Executive Environmental Officer	8	4	4	2	0	3
Smart Dublin Data Co-Ordinator	13	8	5	1	0	1
Smart Dublin Regional Data Coordinator	13	8	5	1	0	1
Sub-Officer	177	170	7	48	44	1

Appendix 7 Members of Dublin City Council's Joint Policing Committees

Dublin City Joint Policing Committee

The Garda Síochána Act 2005 made provision for the establishment of Joint Policing Committees in all Local Authority Areas. In Dublin City, this consisted of a Citywide Joint Policing Committee and 5 Area Sub Committees. Guidelines for the operation of the Joint Policing Committees were introduced by the Department of Justice in 2008, to cover the period 2009 – 2014, the life of the previous City Council.

New guidelines were introduced to cover the period 2014 – 2019, and a report (no. 288/2014) on these guidelines was presented to the City Council, approving the establishment of the Dublin City Joint Policing Committee and five Area Joint Policing Sub Committees, corresponding to the five operational areas of the City Council.

Responsibility for issuing guidelines going forward rests with the Policing Authority, which was established by the Minister for Justice and Equality in January 2016.

The main purpose of these committees and subcommittees is to provide a forum whereby Local Authorities, senior Garda Officers responsible for the policing of that area, with participation from Local Authority members, Oireachtas members and community/business interests, can consult, discuss and make recommendations on matters affecting the policing of the area.

The Dublin City Joint Policing Committee, at its meeting held on 24th February 2015, approved the following process in the development of a six-year Strategic Plan and Annual Action Plans for Dublin City:

Three high priority issues for Dublin City six-year (2015-2021) Strategic Plan:

1. Community Safety / Confidence Building
2. Antisocial Behaviour – Housing Estates
3. Street Crime
- 4.

The following action matters will form the basis of annual work plans for each of the six committees:

City J.P.C.:	Drugs Misuse Street crime /Street Issues Community Courts
Dublin South Central	Restorative Justice Estate Management Parks Security / Bye-laws
Dublin South East:	Traffic, Cycling Burglaries / Theft Prison Service
Dublin Central:	Halloween Licensing / Off-licences Victim Support
Dublin North Central:	Policing / Crime Data Business night-time economy Graffiti / Dumping
Dublin North West:	C.C.T.V. Youth services Family Support

Each of the Committees reports under the above-mentioned headings to City Council each year as part of the Annual Report.

Meeting of the Dublin City Joint Policing Committee are held every two months and take place in the Council Chamber, City Hall, Cork Hill, Dublin 2. 6 meetings were held during 2017.

The Dublin City Joint Policing Committee membership is as follow:

1. Councillors: Ardmhéara Micheál Mac Donncha, Councillor Daithí De Róiste (Chair), Daithí Doolan (Vice-chair), Kieran Binchy, Áine Clancy, Brendan Carr, Gary Gannon, Teresa Keegan, Dermot Lacey, Ray McAdam, Michael Mullooly, Críona Ní Dhálaigh, Larry O'Toole & Cieran Perry
2. Oireachtas Members: Deputies Maureen O'Sullivan, Aengus Ó Snodaigh
3. Community/Business Representatives: Peter O'Connor (Community Policing Forum), Joe Donohoe (Fatima Groups United), Tony Duffin (Ana Liffey Drug Project), Zéphyrin Ngaliema Mukoko (Community/Migrant representative), Gerry Byrne (Darndale Community Representative) & Richard Guiney (Dublin Town)
4. Dublin City Council officials: Declan Wallace & Brendan Kenny, Assistant Chief Executives
5. An Garda Síochána: Assistant Commissioner Patrick Leahy & Inspector David Butler

Member	Meeting 10/01/17	Meeting 14/03/17	Meeting 09/05/17	Meeting 11/07/17	Meeting 12/09/17	Meeting 14/11/17
Deputy Maureen O'Sullivan	Apologies rec'd	Apologies rec'd	Apologies rec'd	✓	X	✓
Deputy Aengus Ó Snodaigh	✓	✓	X	X	X	X
*Ardmhéara Micheál Mc Donncha (replaced Brendan Carr as Lord Mayor w.e.f. July 2017)	Apologies rec'd	✓ BC	X	Apologies from MMcD	✓ (MMcD)	Apologies from MMcD
Cllr. Kieran Binchy	✓	✓	X	✓	✓	X
Cllr. Aine Clancy	X	X	X	X	X	X
Cllr. Daithí De Róiste (Chairperson)	✓	✓	✓	✓	✓	✓
Cllr. Daithí Doolan (Vice-chair)	Apologies rec'd	Apologies rec'd	Apologies rec'd	✓	X	X
Cllr. Gary Gannon	Apologies rec'd	Apologies rec'd	Apologies rec'd	✓	X	✓
Cllr. Teresa Keegan	✓	✓	Apologies rec'd	✓	✓	✓
Cllr. Dermot Lacey	✓	✓	✓	✓	✓	✓
Cllr. Ray McAdam	✓	✓	Apologies rec'd	✓	X	✓
Cllr. Michael Mullooly	✓	Apologies rec'd	✓	✓	✓	✓
Cllr. Críona Ní Dhálaigh	Apologies rec'd	✓	Apologies rec'd	✓	✓	X
Cllr. Larry O'Toole	Apologies rec'd	Apologies rec'd	Apologies rec'd	✓	✓	✓
Cllr. Cieran Perry	✓	✓	✓	✓	✓	✓
Peter O'Connor	✓	✓	Apologies rec'd	Apologies rec'd	✓	✓

** David Brennan	✓	N/A	N/A	N/A	N/A	N/A
Joe Donohoe	✓	✓		X	✓	Apologies rec'd
Tosin Omiyale (representing Zephirin Ngaliema)	Apologies rec'd	✓	✓	X	X	✓
Tony Duffin	✓	✓	✓	✓	✓	Apologies rec'd
Gerry Byrne	Apologies rec'd	X	X	X		X
Richard Guiney	✓	Apologies rec'd	✓	X	✓	✓
Assistant Chief Executive Declan Wallace	Apologies rec'd (Jim Beggan dep'd)	✓	✓	✓	✓	✓
Assistant Chief Executive Brendan Kenny (Céline Reilly, deputising)	Apologies rec'd	✓ CR	Apologies rec'd	✓ CR	Apologies rec'd	Apologies rec'd
***Assistant Commissioner Pat Leahy (replaced A.C. Jack Nolan w.e.f. July mtg)	✓	Apologies rec'd	A.C. John O'Driscoll (A.C. Jack Nolan Retired w.e.f. 20/04/17)	✓ A.C. Pat Leahy	✓ A.C. Pat Leahy	✓ A.C. Pat Leahy
Chief Superintendent Frank Clerkin	Apologies rec'd	✓	Apologies rec'd	X	X	X
Inspector David Butler	✓	✓	✓	✓	✓	✓

*Cllr. Brendan Carr was Lord Mayor up to June 2017, following which he was succeeded by Ardmhéara Lord Mayor Mícheál Mac Donncha

** Mr. David Brennan (Dublin City Business Association, DCBA) resigned from the Dublin City JPC in March 2017. DCBA ceased trading in 2016.

*** Assistant Commissioner Jack Nolan retired In April 2017, following which he was replaced on the JPC by Assistant Commissioner Pat Leahy with effect from the July 2017 meeting.

The following is the current membership of each Joint Policing Subcommittee

Central Area Joint Policing Committee

1. City Councillors: Ray McAdam (Chair), Janice Boylan (Vice -chair), Nial Ring, Eilis Ryan, Gaye Fagan, Ciaran Cuffe, Gary Gannon, Christy Burke
2. Oireachtas Members: Deputies Maureen O'Sullivan, Mary Lou McDonald & Paschal Donohoe
3. Community/ Business representatives: Richard Guiney (Dublin Town), Angela Rutledge (Phizzfest), Regina Dunne (Docklands Business Forum), Irene Bent (Mountjoy / Fitzgibbon district), Mark Fay (North Wall Community Association) & Geraldine Comerford, (North Wall CDP) **(Mark and Geraldine attend alternate meetings)**, Peter O'Connor (Community Policing Forum), Mel Mac Giobuin (North Inner City Drugs and Alcohol Taskforce)
4. Dublin City Council officials: Rose Kenny, Area Manager & Karl Mitchell, Assistant Area Manager
5. An Garda Síochána: Chief Superintendent Seán Ward and Superintendents Gerry Murphy, Ann Markey & Daniel Flavin

Number of meetings held during 2017: 4

North Central Area Joint Policing Committee

1. City Councillors: Larry O'Toole (Chair), Ardmhéara Mícheál Mac Donncha, Tom Brabazon, Paddy Bourke, Declan Flanagan, Alison Gilliland, John Lyons, Damian Farrell, Deirdre Heney, Jane Horgan Jones, Naoise Ó Muirí, Ciaran O Moore, Michael O Brien, Edel Moran & Seán Paul Mahon
2. Oireachtas Members: Deputies Tommy Broughan, Richard Bruton, Finian Mc Grath & Denise Mitchell
3. Community/Business representatives: Rose Wall (Mediation Services), Deirdre Tobin (Northside Business), Noel Magee (NABCO) and 3 vacancies
4. Dublin City Council Officials: Dave Dinnigan, Area Manager & Elaine Mulvenny, Assistant Area Manager
5. An Garda Síochána: Chief Superintendent Mark Curran & Superintendents Joseph O'Connor & Gerry Donnelly

Number of meetings held during 2017: 4

South Central Area Joint Policing Committee

1. City Councillors: Vincent Jackson (Chair), Daithí De Róiste, Pat Dunne, Daithi Doolan, Paul Hand, Greg Kelly, Hazel De Nortúin, Rebecca Moynihan, Críona Ní Dhálaigh, Tina McVeigh, Ray McHugh & Michael Mullooly
2. Oireachtas Members: Deputies Aengus O'Snódaigh, Joan Collins, Bríd Smith & Catherine Byrne
3. Community / Business representatives: Aoife Carragher (Liberties Business Forum), Joe Donohoe (Fatima Groups United), Joyce Reid (St. Catherine's Street Residents)
4. Dublin City Council Officials: Vincent Norton, Area Manager & Bruce Phillips, Assistant Area Manager
5. An Garda Síochána: Chief Superintendents Frank Clerkin & Lorraine Wheatley

Number of meetings held during 2017: 4

North West Area Joint Policing Committee

1. City Councillors: Séamas McGrattan (Chair) Brendan Carr, Áine Clancy, Andrew Keegan, Anthony Connaghan, Cathleen Carney Boud, Cieran Perry, David Costello, Emma Murphy, Nora Sammon, Noeleen Reilly, Paul McAuliffe, Teresa Keegan & Andrew Montague
2. Oireachtas Members: Deputies Dessie Ellis, Róisín Shortall, & Noel Rock

3. Community / Business representatives: Robert Murphy (Ballymun4Business), Teresa Lydon (Board of Ballymun Drugs Task Force/member of subgroup of Safer Ballymun), Tony Byrne (Order of Malta/Finglas-Cabra Drugs Task Force/Scouting Ireland), Francis Murphy (Shandon Gardens and Coke Oven Cottages Residents Association/member of Cabra Policing Forum), Martin Hoey & Triona O'Sullivan (Public Participation Network/PPN reps.)
4. Dublin City Council Officials: Dave Dinnigan, Area Manager & Aidan Maher, Assistant Area Manager
5. An Garda Síochána: Chief Superintendents Mark Curran & Lorraine Wheatley

Number of meetings held during 2017: 4

South East Area Joint Policing Committee

1. City Councillors: Mannix Flynn (Chair), Anne Feeney, Chris Andrews, Kieran Binchy, Claire Byrne, Patrick Costello, Mary Freehill, Frank Kennedy, Dermot Lacey, Paddy McCartan, Ruairí McGinley, Claire O'Connor, Paddy Smith & Sonya Stapleton
2. Oireachtas Members: Deputies Eoghan Murphy, Kate O'Connell, Jim O'Callaghan & Eamon Ryan
3. Community / Business representatives: Fionnuala Blake (Terenure Resident's Association), Esther McGrath (Beechill Community Group), Teresa Weafer (Ringsend & District Response to Drugs RDRD), Damian Coughlan (Harolds Cross Business Association / Harolds Cross Community Council), Martin Harte (Temple Bar Company) & Ciaran Flanagan (Docklands Business Forum)
4. Dublin City Council Officials: Rose Kenny, Area Manager & Brian Hanney, Assistant Area Manager
5. An Garda Síochána: Chief Superintendents Francis Clerkin & 1 Vacancy

Number of meetings held during 2017: 4

Appendix 8 Dublin City Council Corporate Plan 2015-2019

Progress Report 2017

The Place to Live

Our citizens are at the core of our key goals. Improving quality of life in a safe environment, ensuring social inclusion, providing an adequate housing supply and developing quality amenities will enhance Dublin as the place to live.

<u>Goal 1</u> To develop a funding and management model to facilitate the delivery of all Housing priorities to 2019	
Objective	Progress
Liaise with Government departments, Approved Housing Bodies, other agencies and the private sector in the development of the financial and management model.	Ongoing discussions with the Department of Housing, Planning and Local Government (DHPLG), Approved Housing Bodies (AHB's), National Treasury Management Agency (NTMA), Housing Agency and the private sector in the development of a financial and management model.

Goal 2 To increase the supply of social housing and improve existing housing stock	
Objective	Progress
Prepare Housing Plan to include both new build and refurbishment	<p>Dublin City Council's Social Housing Strategy 2015-2020</p> <p><u>Acquisition Programme</u> – 165 units acquired, including 3 properties under Buy and Renew Scheme. Acquisition target of 100 units in 2018.</p> <p><u>Construction Programme</u> 235 units completed in 2017:</p> <ul style="list-style-type: none"> • 26 - Buttercup, Darndale, Dublin 17 • 79 - Charlemont St., Dublin 2 • 130 Units under Rapid Build Programme <ul style="list-style-type: none"> • 39 St. Helena's, Finglas • 24 Cherry Orchard, Ballyfermot • 38 Belcamp, Dublin 13 • 29 Mourne Road, Drimnagh) <p>Construction under way at Buttercup (9 units), Dolphin House (100 units), Ballybough Road (7 units) and Priory Hall (26 Units). These units are due for completion 2018/2019. Preliminary designs for a further 2 sites in Belcamp are being examined, which will provide 28 units, subject to Department of Housing, Planning, and Local Government (DHPLG) approval.</p> <p><u>Approval received from DHPLG to develop schemes at</u> Infirmary Road (38 units), St. Finbar's Court (35 units)</p> <p><u>Due to Commence 2018</u> North King Street (30 units); Phase 1 O'Devaney Gardens (56 Units), St. Teresa's Gardens (54 Units); Dominick Street (73 Units) Cornamona (61 Units) ; St. Finbar's (35 Units)</p> <p><u>Development of Lands</u> The three Housing Land Initiative (HLI) sites (O'Devaney Gardens, Oscar Traynor Road and St Michaels Estate) are being brought to the market in 2018 with the potential to provide at least 1,645 new residential units. The main principle of the HLI is to avoid ghettoisation through a sustainable mixed tenure model consisting of 30% social, 20% affordable and 50% private.</p> <p><u>Part V Delivery</u> 56 units were acquired in 2017 with a further 54 units</p>

	<p>to be delivered in 2018</p> <p><u>Public Private Partnership (PPP) Bundles Model</u> 2 sites at Ayrfield and Scribblestown will start on site in 2018</p> <p><u>Rapid Build Programme</u> Construction work commenced on 3 sites in November 2017 as part of the Rapid Build Programme in Ballyfermot and Finglas which will deliver 69 new social housing units. Work is due to commence on a further 2 sites in 2018 delivering 72 units.</p>
<p>Collaborate with Voluntary and Co-operative bodies and the private sector to deliver additional housing to meet housing need</p>	<p>Dublin City Council (DCC) supported Approved Housing Bodies (AHB's) to deliver 367 units in 2017. This was achieved through acquisitions, leasing and construction using both public and private funding. 327 units are currently under construction with a further 301 units to be delivered in 2018 through an acquisition programme.</p>
<p>Prepare regeneration programme and refurbish and upgrade units in targeted complexes</p>	<p><u>St. Teresa's Gardens</u> Preparing to go to tender for the construction of 54 units with a view to commencing on site in 2018</p> <p><u>Dolphin House Phase 1</u> Construction is ongoing - 100 units will be delivered in July 2018</p> <p><u>Ballybough Road</u> Construction ongoing – 7 units to be delivered in 2018</p> <p><u>Croke Villas/Sackville Avenue</u> Preparing to go to tender for the construction of 74 units with a view to commencing on site in 2018</p> <p><u>Dominick Street</u> Preparing to go to tender for the construction of 73 units with a view to commencing on site in 2018</p> <p><u>O'Devaney Gardens</u> Preparing to go to tender for the construction of 56 units with a view to commencing on site in 2018.</p> <p><u>Dorset Street Flats</u> Development designs for the redevelopment of Dorset Street Flats is being examined, subject to approval by the Department of Housing, Planning and Local Government.</p> <p><u>Dolphin Phase 2</u> Design for the development of 90 units is being examined, subject to approval from the Department of Housing, Planning and Local Government.</p>

<p>Proactively manage rent, mortgage and other arrears owed to the Council</p>	<p>Of the 843 borrowers in arrears, 552 borrowers are now engaged in the Mortgage Arrears Resolution Process (MARP). This is 65.5% of the total number in arrears.</p> <p>A total of 238 borrowers through the Mortgage to Rent Scheme (MTR) have become tenants of Dublin City Council and remain in their homes.</p> <p>There are currently 67 borrowers with unsustainable mortgages who are engaging in the MTR process.</p>
<p>Implement the Traveller Accommodation Plan</p>	<p>In 2017 The Traveller Accommodation Unit has completed the following under the Traveller Accommodation Plan:</p> <ul style="list-style-type: none"> • 10 yards resurfaced • 3 house rebuilds, • 4 bathroom adaptations • 1 overcrowding extension • 3 day-house refurbishments • 1 temporary bay • 1 special needs adaptation • Completed the purchase and refurbished 20 sanitation units <p>The Traveller Accommodation Unit has agreed with the Department of Housing, Planning and Local Government (DHPLG) a new Single Stage application process for projects valued up to €2 million and 100% recoupment on voids allocated to Travellers.</p> <p>There have been 22 Traveller Housing allocations in 2017 which is a significant increase in the 2016 allocation numbers.</p> <p>The Annual Traveller Count was completed showing an increase in the number of Travellers from 697 in 2016 to 736 in 2017.</p> <p>There were 1,115 maintenance requests for 2017. All maintenance is completed within the 8 week timeframe as per the tenant handbook.</p>
<p>Maintain the standard of private rented accommodation through regular inspection</p>	<p>1,361 Private Rented Houses Inspected. 2,137 inspections undertaken. 1,116 enforcement actions taken</p>
<p>Improve the energy rating of housing units thus reducing the Carbon footprint in the City and reducing fuel poverty</p>	<p>Since 2013, Dublin City Council has upgraded in excess of 8,000 of its social housing units as part of Phase One of the Energy Efficiency Fabric Upgrade programme. The average Building Energy Rating (BER) achieved improved from an E rating to a C rating. It is estimated in excess of 300,000MWh in</p>

	<p>energy savings and in excess of 50kt CO2 emissions reduction has been achieved , however it should be noted that this does not contribute to Dublin City Council’s overall 2020 reduction target. In addition to the largest ever Better Energy Community (BEC) scheme application in 2017 Phase Two of the Energy Efficiency Fabric Upgrade Programme has commenced</p> <p>634 properties which were refurbished under the Voids Refurbishment Programme received significant energy upgrades in 2017.</p> <p>These works include attic insulation, dry lining and / or external wall insulation, the installation of energy efficient windows and doors and improved heating systems.</p> <p>These refurbishments were part funded by the Department of Housing, Planning and Local Government’s “Returning Vacant properties to Productive Use” programme. This programme has part-funded 2,311 refurbishments since 2014.</p>
--	--

Goal 3 To address the needs of people experiencing homelessness and improve housing services	
Objective	Progress
Fully implement the objectives of the action plan for Dublin 2014 – 2016 Sustaining the Pathway to Home	Approximately €130M was expended by the Dublin Regional Homeless Executive (DRHE) on behalf of the 4 Dublin Local Authorities and the DHPLG for homeless services in 2017, including provision of emergency accommodation and long term units, central placement service, support services, integrated service provision, research, the national Pathway Accommodation and Support System (PASS) system and homeless prevention
Increase the provision of housing units with support as required	In 2017 a total of 2,772 tenancies were secured for families (1,749) and singles / couples (1,023) through Housing Assistance Payments (HAP) tenancies or social housing allocations. A record number of households were housed by Dublin City Council in 2017 i.e. 483 households allocated social housing, including 83 Rapid Build allocations
Deliver preventative support services to stop the reoccurrence of homeless episodes	The Prevention team continued to engage with families and singles seeking homeless accommodation to explore options to prevent them from entering homelessness. A total of 1,338 households were prevented from entering emergency accommodation and re-housed in 2017; 817 families and 521 singles / couples.
Ensure the housing, health, and welfare needs of the homeless are met	In 2017, capacity for single adults was increased by 220 across eight new emergency accommodation facilities. In 2017 the DRHE began implementation of a Family Hubs programme to provide more appropriate emergency accommodation for families experiencing homelessness. By year end there were 17 family hub type services in operation with capacity for 437 families
Simplify and speed up the exit from emergency accommodation	DRHE is continuing to identify opportunities for Family hubs. Homeless Action teams have target-led service to enable and secure speedy exits from emergency accommodation to independent living. In 2017 1,699 HAP tenancies were secured
Eliminate the need for people to sleep rough	Increased the staffing for the Housing First Teams in 2017. New National Director for Housing First appointed. Housing First continued to have a high retention rate - 91% of people did not return to rough sleeping.

Goal 4	
To deliver improved quality of life and social inclusion throughout the City by providing sustainable neighbourhoods, supported by a range of services and connected by good public transport and green infrastructure.	
Objective	Progress
Provide a new City Development Plan for 2016-2022, with policies and standards to achieve sustainable neighbourhoods	The City Development Plan, which came into effect on the 21st October 2016, provides the spatial content for an increase in the city's population by approx 60,000 by 2022, with associated employment and social infrastructure. Strategic Development and Regeneration areas are proposed, together with a number of Local Area Plans (LAPs) and a new Strategic Development Zone (SDZ) at Poolbeg West, all to provide for quality neighbourhoods.
Ensure that the Development Plan and Local plans are delivered through a quality responsive Development Management System	The Development Plan, LAPs, and SDZs were delivered through a responsive Development Management System during 2017. The number of pre-application consultations and planning applications increased significantly. The Planning Department is pursuing an active land management approach to provide the delivery of much needed housing in the city.
Expedite initiatives, such as the Housing Taskforce and the Vacant Land Survey, to bring forward the supply of residentially and commercially zoned and serviced lands	Dublin City Council (DCC) was actively involved in the Housing Task Force during 2017, and is responsible for co-ordinating the quarterly reports for the 4 Dublin Local Authorities, to track housing supply (permissions, commencements and completions) and engage with land owners. The Vacant Land survey is being progressed in accordance with the Urban Regeneration Areas as identified in the City Development Plan, and the survey of vacant sites for the whole city is ongoing.

<p>Initiate the best use of urban land through sustainable densities complemented by integrated green infrastructure</p>	<p>Achieving the best use of urban land was pursued in 2017 through the implementation of approved LAPs/SDZs, notably the Clongriffin/Belmayne LAP, Pelletstown and the Docklands SDZ, (in the latter case, over three quarters of the sites are now the subject of pre-planning/planning applications or planning permissions). Poolbeg SDZ has been prepared and decision of An Bord Pleanála is awaited. All LAPs/SDZs, including the Liberties LAP are complemented by a 'Greening' strategy. At a higher level, the Development Plan now has a section devoted to addressing climate change.</p>
<p>Improve the connections between the established and new parts of the city through the creation of high quality, easy to read, public realm</p>	<p>The public realm strategy has been augmented with the city centre masterplan which identifies a range of projects to achieve a pedestrian friendly city including College Green and a number of streets in the immediate vicinity of the cross city Luas line. A public realm strategy has been prepared for the North Lotts and Grand Canal SDZ. Plans for enhancing the public realm at College Green were lodged with An Bord Pleanála in May 2017 and a decision is expected in 2018</p>

Goal 5	
To support independent living for all sectors of society	
Objective	Progress
Implement the National Disability Strategy	A Multi-Agency Operations Group was established in February 2016, to be the key driver in the planning, design and allocation of accommodation for people with disabilities. A commitment to allocate a minimum of 5% of DCC's allocations to people with a disability was agreed. In 2017, 267 allocations were made to applicants with disabilities, which represents 17% of the overall number of allocations made from the Housing Waiting List and Transfer List.
Increase the supply of adapted and extended units for persons with disabilities	In 2017, Housing and Community Services continued with the programme of adapted and extended Social Housing Units for persons with disabilities as follows: 33 Ramps and 43 Stair Lifts installed; 142 Bathroom Adaptations, 15 extensions and 18 other internal adaptations including hoists.
Support those moving from congregated and residential settings to live independently	Multi-agency Operations Group established in February 2016, to support the process of moving people from Congregated Settings. DCC provide assistance to Health Service Executive (HSE) and Approved Housing Bodies as required.
Provide appropriate units for senior Citizens	In 2017 a total of 281 Senior Citizen units were refurbished, improving the quality of accommodation and providing enhanced accessibility.
Continue to grant aid residents in private homes	In 2017 there were a total of 917 grants paid out to a value of €7,286,119. A further 853 applications were approved to the value of €7,511,849. Dublin City Council Home Grants Section administers a number of grant options to assist persons in carrying out reasonable necessary works to their homes to accommodate People with Disabilities and Older Persons

Goal 6

To promote healthy living and the recreational use of Dublin’s unique natural amenities while protecting the environment and building resilience to cope with climate change.

Objective	Progress
<p>Use development management and other mechanisms to extend the green network linking open spaces and existing linear spaces in the City to provide for healthy living, biodiversity and resilience</p>	<p>This is ongoing and forms an important part of all relevant pre-application consultations. Decisions on planning applications include the extension of the Dodder Greenway to the rear of Clonskeagh Road</p> <p>Parks & Landscape Services continued to maintain all parks / open green spaces under their remit in 2017.</p> <p>The following initiatives were delivered:</p> <ul style="list-style-type: none"> • A new Public Park in Weaver Square - the first purpose built park in Dublin 8 for over 100 years. • The ‘Greening the City’ project continued throughout the year in various locations. • Design and Planning was completed for High Street. Work to commence in Quarter one 2018.
<p>Cater, as far as possible for the demand for sports and recreational facilities for all age groups within neighbourhoods</p>	<p>As part of the Development Management process, every effort is made to incorporate the provision of sports facilities within large scale developments.</p> <p>Parks & Landscape Services commenced works on a range of infrastructure and upgrading projects some of which are outlined below:</p> <ul style="list-style-type: none"> • New All-Weather Pitches in the following Parks: St. Anne’s Park, Raheny, Greendale, Kilbarrack, and Brickfields Park, Drimnagh. • New Changing room Pavilions were built at Springdale Road, Edenmore, Tolka Valley and Bushy Park. • Four new Padel Courts were also installed in Bushy Park, the first of their kind for any Irish local authority <p>All Sports and Recreation facilities remained fully operational throughout 2017 and continued to offer a full range of activities and programmes for all age groups.</p> <p>The facilities catered for all members of the community regardless of age, ability or background. The facilities are utilised by many clubs across a variety of sports including</p>

	<p>swimming, athletics, boxing and badminton.</p> <p><u>Highlights in 2017</u> 1,610,239 visits to Dublin City Council’s Sports and Leisure Facilities Markievicz Sports and Fitness Centre re-opened to the public in January 2017 following refurbishments A new Multi Use Games Area (MUGA) Pitch was installed at - St Laurence O`Toole’s Recreation Centre, Sheriff Street. Development of a Core Suite of Programmes was finalised for delivery by all Sport Officers across the city. Programmes were chosen to assist the following groups:</p> <ul style="list-style-type: none"> • Primary School Children • Under Active Adults • Older Adults • Adults with intellectual disabilities • Adults with mental health difficulties • Youth at risk • Teenage girls
<p>Further enhance Dublin Bay as a resource for wildlife, recreation, and natural amenity with economic spinoffs, including Bull Island, the Poolbeg Peninsula and the environs</p>	<p>Dublin Bay has been confirmed as a proposed United Nations Educational, Scientific and Cultural Organisation (UNESCO) Biosphere and is included as such in the Development Plan. The City Council is working with Dublin Port to implement the ‘soft edge’ approach in the Port Masterplan. The draft SDZ scheme for Poolbeg West makes provision for coastal greenspace.</p> <p>The City Council continues to deliver on the objectives contained in The Dublin Bay Biosphere Biodiversity Conservation and Research Strategy 2016 – 2020 which included for 2017 the delivery of educational and awareness activities and events – for example, World Wetlands Day, the Dodder Gathering, the Brent Geese Project and an extension of the Biosphere Discovery Tours Programme.</p>
<p>Extend the recreational, amenity, cycling and walking potential of Dublin’s rivers and canals</p>	<p>During 2017, Parks and Landscape Services worked in conjunction with the Environment and Transportation Department on the policy for the design, development and management of Greenways – pavements shared responsibly by cyclists and other park users. In 2017 options for the design of a cycleway along the River Dodder commenced. Design and construction work on the interface section with the Flood defences commenced in 2017. The Liffey cycle route continued to work up options for consideration. Policies/objectives in the Development Plan and</p>

	<p>LAP/SDZs to extend the 'linear parks' along the city's rivers. Campshires included in the SDZ public realm plan.</p> <p>Part 8 for new cycle and pedestrian route along the banks of the Royal Canal. Detailed design has been completed for Phase 2 and Phase 3 of the Royal Canal Scheme in 2017. Tender is scheduled for early 2018 with construction due to commence in 2018.</p>
<p>Extend Sustainable Urban Drainage Systems (SUDS) as opportunities arise throughout the City</p>	<p>The provision of sustainable drainage systems is required as part of all proposed development proposals, and implemented through the Development Management Process. Guidelines for front hardstandings include advice that they should be permeable. During 2017, Water Services continued to report on all Planning Applications and advise the Planning Department on the appropriate decisions to ensure the implementation of Dublin City Council policies in relation to SUDS. An Interdepartmental Group was established in 2017 to ensure the integration of SUDS principles into the earliest stages of the overall design of housing estates, with particular emphasis on DCC owned Housing Lands.</p> <p>The intention, during 2018, is to have this design approach implemented, in the first instance, in O'Devaney Gardens Housing Development. A Memorandum of Understanding (MoU) was agreed with Irish Water to allow the necessary cooperation on SUDS and related issues between Dublin City Council and Irish Water Parks & Landscape Services are working with the flood protection office to initiate a number of pilot projects during the coming year. During Bloom 2017 Dublin City Council used the opportunity to display a Sustainable Urban Drainage System within its garden on display.</p>

Goal 7

To develop engaged and active communities in the promotion of social inclusion and healthy living.

Objective	Progress
<p>Further develop social capital, active citizenship in city communities through the Public Partnership Network, The Local Economic & Community Plan (LECP) and other measures</p>	<p>Two key documents were implemented under the Dublin City Local Economic and Community Plan (LECP) 2016-2021. An Action Plan for 2017 containing 303 actions under the 12 high level goals and a 2016 end-of-year report detailing progress made on 399 actions. This work was overseen by the Advisory Group which has nominees from the Economic Development and Enterprise Strategic Policy Committee and the Local Community Development Committee (LCDC).</p> <p>Public Partnership Network (PPN) The focus for the PPN is to promote public engagement and participation with decision makers through providing a structure to elect community representatives onto Local Authority Committees. By year end 2017 there were over 650 groups registered with the PPN.</p> <p>One of the main functions of the PPN is to provide a nominating structure for the election of community representatives onto Local Authority Committees. Representatives were elected to fill the vacancy on the LCDC (1), and the 3 outstanding vacancies on the Environmental Pillar of the Secretariat.</p> <p>The Secretariat, which is the administrative body of the PPN and whose role it is to facilitate, communicate and co-ordinate the functions of the PPN arranged two plenary meetings during 2017. The secretariat met on nine occasions during 2017. There were four active Linkage Groups in 2017; Disability; Environmental; Luke Kelly; Transport.</p> <p>A Memorandum of Understanding between DCC and the PPN was signed. PPN Representatives Charter agreed.</p> <p>Joint submission by 4 Dublin PPN's to the National Planning Framework.</p> <p>Training for Secretariat members and PPN Representatives was organised on topics including Effective Meetings and Committee Skills in 2017.</p>

Age Friendly

In 2017 the 2016 Age Friendly Progress Report was published. The Dublin City Age Friendly Charter was launched and distributed to all DCC Public Offices and Libraries. “Being Age Friendly in Housing and the Public Realm” Training was delivered to DCC Architects, Planners and Housing Staff.

Age Friendly events were organised for Older People across Dublin City to celebrate Social Inclusion. Events such as the Over 55’s Open Day, Older Person’s Expo, Ballroom of Romance, Over 55’s Technology Day were organised throughout the year by the Area Age Friendly Alliance Co-ordinators. In 2017 a key Red Cross group from Bosnia-Herzegovina, Belarus, Moldova & Bulgaria visited the Dublin City Council Age Friendly Unit to learn more about the Age Friendly Cities & Counties Programme.

Funding from Healthy Ireland was applied for and granted to the Age Friendly Unit to install indoor bowling for Older People in Inchicore.

15 Area Age Friendly Alliance meetings and 3 National Age Friendly Programme Manager’s meetings took place in 2017. A mid-term review of the Dublin City Age Friendly Strategy 2014-2019 was conducted in November 2017 and a report on the findings has been published.

Dublin City Local Community Development Committee (LCDC)

During 2017, the Dublin City Local Community Development Committee (LCDC) met six times, supported by the Community and Social Development Section, and in fulfilment of its statutory obligation under the Local Government Reform Act, 2014.

The LCDC is responsible for the monitoring and review of the nationally-funded Social Inclusion and Community Activation Programme (SICAP) 2015 – 2017 which was delivered by five contracted organisations in five ‘Lots’ across the City with an overall budget of €5.3 million per annum. In 2017, the LCDC carried out end-of-year 2016 and mid-year 2017 reviews.

The LCDC, together with the Economic Development and Enterprise SPC, published the 2017 Annual Plan of the six-year statutory

	<p>Dublin City Local Economic and Community Plan 2016 – 2021.</p> <p>The Dublin City LCDC awarded grant funding of €64,500 to 68 community and voluntary groups under the Community Facilities Scheme and of €64,500 to one Citywide project under the RAPID scheme. The LCDC was successful in securing €100,000 under the Healthy Ireland Fund for the implementation of local actions corresponding to the objectives of national policy set out in Healthy Ireland, A Framework for Improved Health and Well-Being 2013 – 2025.</p>
<p>Support the inclusion of community participation in safety and security at local level</p>	<p>Dublin Fire Brigade (DFB) works closely with the communities to make Dublin City & County a safer place to live, work and visit. Community Fire safety is a key facet of modern fire service operations.</p> <p>In 2017</p> <ul style="list-style-type: none"> • 104 pre-incident plans were devised and premises visited and validated • Station Visits organised through local community groups • Community Fire Safety campaigns – Halloween, Christmas, New Years Eve, Smoke Alarm Initiative, Message in a Bottle, Fire Safety for Kids, Fire Safety Art Competition, School visits • General distribution of fire safety information in the Community using all means of communication i.e. social media, schools, local community centres / projects, media, area offices etc. • Traveller site fire safety education and inspections • 20 schools visits which included 1,500 students • Working with the Council officials and the Gardai and the RSA in increasing awareness in road safety for cyclists <p>DFB utilises social media platforms, such as Facebook and Twitter, to engage with the public through messages relating to Fire Safety and Incidents attended where Fire Safety and awareness are highlighted. Fire Safety campaigns are also publicised. Both of these social media platforms have grown in popularity with the public and are regarded as an essential process in delivering our Fire Safety message to the community, now and into the future</p>

<p>Review the strategic framework on integration “Towards Integration”</p>	<p>Work continued on implementing actions contained in the Dublin City Integration Strategy 2016 - 2020 in partnership with a wide variety of groups.</p> <p>Some key actions included:</p> <ul style="list-style-type: none"> • Hosting a City Interfaith Conference highlighting the contribution of faith to civil society in Richmond Barracks in September in collaboration with the Dublin City Interfaith Forum. • Supporting “MEASC” a family and community festival celebrating the rich and diverse culture, faith and communities in Dublin in Merrion Square in September. • Declaring Dublin a “Welcoming City” at the launch of a month long celebration of social inclusion. • Collaborating with Immigrant Council of Ireland and Public Libraries to deliver a Voters’ Registration Awareness Promotion workshop to promote awareness of migrants’ right to vote in local elections. • Supporting the inaugural Human Rights Festival in October celebrating human rights in Dublin with a diverse series of workshops, talks and debates. • Supporting Public Libraries in the production of “Knowing Dublin”- a guide to Dublin City Council, which contains a strong emphasis on how to vote and why it is so important that citizens use their vote. • Continuing to support Dublin City Intercultural Language Services, in the provision of English language classes held in Ballybough Community Centre and the expansion of this service with the opening of a second such facility in St. Catherine’s Community Centre, Thomas Street. • Extending the multilingual walking tours in the city.
<p>Participate with the relevant other statutory agencies in delivering the National Strategy for children and young people</p>	<p>The Dublin City Comhairle na nÓg topic for 2017 was Youth Homelessness with a focus on Young People in Care. In pursuing this topic members of Comhairle held 26 meetings and met organisations such as EPIC (Empowering Young People in Care), Túsla, Dublin Regional Homeless Executive, Focus Ireland, Peter McVerry Trust, Simon Community, SpunOut.</p>

	<p>Comhairle na nÓg recorded a video entitled “We all need support” which they launched at the showcase in Smock Alley Theatre in September, presenting the results of their research to their parents, Councillors, DCC Officials and various organisations dealing with the topic of homelessness. They also launched an After Care Charter outlining six recommendations in relation to the supports that young people require when leaving care.</p> <p>During the year Comhairle na nÓg also:</p> <ul style="list-style-type: none"> • Featured on www.dublin.ie and www.thehumansofdublin.ie • Went on a team building overnight excursion to Kippure. • Took part in a one week intensive youth sailing trip with Sail Training Ireland. • Hosted a stand at the youth conference Zeminar – An Education, Empowerment & Wellbeing movement dedicated to GenZ (15-20 yr olds) in the RDS. • Spoke about their work on RTE News2Day. <p>Comhairle na nÓg members also consulted with or were consulted by:</p> <ul style="list-style-type: none"> • Poolbeg SDZ • Robert Chaskin from NUI Galway on the relationship young people have with politics • Dublin’s Culture Connects • The Public Participation Network (PPN) co-ordinator on how to engage young people with the PPN
<p>Manage social inclusion policies and protocols through the City Council’s network of area offices.</p>	<p>Social Inclusion Celebrations took place over a month-long period in 2017 and began on 14th September with the launch of Dublin “A Welcoming City”.</p> <p>Over 20 events and activities took place in communities throughout the city organised and delivered by community groups themselves, including migrant led groups, people with disabilities, Libraries and Dublin City Council’s Social Inclusion, Community and Sports Departments.</p> <p>The programme included:</p> <ul style="list-style-type: none"> • Drumming workshops in the school for the deaf • Multi-activities for adults with mental health difficulties

	<ul style="list-style-type: none">• A campaign to raise awareness in society of challenges and difficulties of “coming out”• An education, empowerment and well being conference for 15 - 20 year olds• Diwali Festival of Lights• A sports day for over 55s• A musical tour of Richmond Barracks• An intercultural storytelling project and Sightless Cinema• A programme of short radio plays in surround sound for blind and visually impaired people. <p>Social Inclusion Unit also supported a project in the Capuchin Day Centre to provide art classes for children of families availing of the services in the centre.</p> <p>The “Lets Walk and Talk” series continued in 2017 with 18 specialist walks including Jonathan Swift & his Liberties, the Wild Side of the Dodder, Nostalgic O’Connell St., Romantic Dublin, and weekly walks in Irish, Spanish and French.</p>
--	--

The Place to Be

For visitors, business people and our citizens, the Council's ambition is that Dublin delivers the very best of infrastructure, facilities and events while nurturing our heritage and traditions with the ambition of continuing to be the preferred city in Europe.

Goal 1 To promote tourism, sport and recreation and attract, manage and support major events and a range of activities for the City.	
Objective	Progress
Work with tourism organisations to promote Dublin City as a major tourist attraction	<p>Dublin City Council continued to grow a successful, tourism focused partnership with Fáilte Ireland in 2017, particularly on the delivery of the world class Bram Stoker, St. Patrick's and New Year's Festivals. This partnership also continued to focus on the promotion of the City through the "Dublin – A Breath of Fresh Air" brand.</p> <p>A number of other events and festivals that aim to generate economic and tourism benefits for Dublin City were also supported in 2017 through event funding and co-ordination. These events included:</p> <ul style="list-style-type: none"> • The Dublin City Marathon • Tradfest and Milwaukee Irish Music Festival • City Spectacular – Street Performance Festival • Dublin International Film Festival • Battle for the Bay – Kite Surfing Festival • Bloomsday Festival • Hotter than July – World Music Festival • Riverfest • Bloom in the Park • Music Town <p>Environment & Transportation Department were actively involved with Waterways Ireland and Irish Water and the Department of Housing, Planning and Local Government (DHPLG) to improve the amenity value – and resultant potential to host water based events - of the Grand Canal Basin as part of Dublin City Council's "Water Animation Strategy" for the Docklands.</p>
Support and facilitate an integrated programme of arts development, cultural festivals and events	Dublin City Council's City Arts Plan 2014-2018 sets out the purpose and areas of work of the Dublin City Arts Office; it outlines a commitment that the Arts Office and Dublin City Council 'will foster a shared responsibility

for culture and the arts, with a focus on three areas of work: assisting public access to the arts, facilitating artists' development and enriching the cultural experience of the city'.

Listed below are some of the programmes and projects that were delivered by the Arts Office in 2017:

- Opera in the Open – 4 events.
- The Chinese New Year's Festival – 32 events.
- The Musictown Festival – 15,000 people attended 50 events
- The International Literature Festival Dublin – 9,800 people attended 70 events.
- 39 Artists exhibited in the Lab Gallery
- Interesting and Weird at the same time (IAWATST) art show at the LAB in association with the Office of Public Works (OPW) was curated by children from the North East Inner City and toured nationally and Northern Ireland
- Artists Residences: St. Patrick's Lodge, 6 and 7 Albert Cottages and 9 Wooden Buildings.
- Incubation Space Award for 5 Research and Development collaborations that involved Music, Children's Art in Libraries Programme – 500 children participated
- Culture Night Dublin – 330 venues, 450 events.
- Supported the Public Arts Programme through the care and maintenance of Dublin City's public art collection.
- 172,000 visitors heard the Voices of Memory sound installation by Christine Kubisch in the War Memorial Gardens commissioned by Dublin City Council and the Goethe-Institut Ireland.

Dublin City Gallery The Hugh Lane delivered 916 Education events, which were attended by 18,500 participants. A new addition to the programme was international electronica act Dopplereffekt, who performed to a full house. The Gallery programmed events around Easter and Christmas, with workshops delivered on the mid-term and summer holidays for young people. A six week programme was delivered for young people in the Sherriff Street Area, also a collaboration with the Foundations Project, which engaged young homeless

children (this is ongoing). Adult lectures and drawing classes were well attended. New links were forged with the New Communities Project in Hill Street and Larkin Community College. 4 High profile exhibitions were programmed (two Irish Artists and two international artists). A collaboration with ICI New York – “The Ocean After Nature” - drew significant audiences.

Libraries

The programmes publicised in the spring, autumn and summer brochures linked to national & city-wide themed programmes.

31,537 people attended 858 events in branch libraries and other venues

Spring 2017 in Dublin City Public Libraries continued to focus on the Dublin Remembers: Is Cuimhin Linn programme, which aims to make history accessible and enjoyable for all. In 2017 we remembered the First World War, with a programme of talks complementing the Assembly Memorial Chairs, a five-year touring exhibition commemorating casualties of the war.

The Bealtaine programme in May 2017 was part of a nationwide programme of creativity. The theme of 2017's programme was 'All Together Now'.

The Summer Reading Programme provided a wide ranging programme of family & children events on story-reading, art & craft and music workshops.

Heritage Week and Dublin Festival of History remained a cornerstone in our programme for the Autumn with interesting talks and discussions.

In October Libraries marked the centenary of the Russian Revolution. The City Archives lunchtime series at City Hall explored the impact of the revolution on Ireland.

In November Libraries paid homage to city writer and satirist, Jonathan Swift with an exhibition for his 350th anniversary. Conversation Cafes and creative writing workshops in association with Fighting words again proved popular with audiences during spring.

	<p>Libraries liaised with the Arts Office to co-ordinate Children’s Art in libraries ensures children experience a holistic perspective to their surroundings via dance, theatre, art and music. During 2017 Coolock Library became a creative hub for Children’s Art in Libraries.</p> <p>16,000 people availed of free language learning facilities in the Central Library.</p>
<p>Actively bid for and seek out major events for the City.</p>	<p>Dublin City Council was involved and partnered the bid for the Women’s Rugby World Cup in Ireland in 2017 and is now part of the team preparing to host the EURO 2020 games in Dublin.</p> <p>In April 2017 it was announced that after a successful bid to host the Velo-city 2019 cycling conference, led by Dublin City Council, that the event would be held in Dublin in June 2019.</p> <p>The Velo-city conference series is the European Cyclists’ Federation (ECF) annual global cycling summit organised by the ECF and selected host cities. Velo-city conferences are widely considered as the premier international cycling conferences and serve as an opportunity to influence decision makers and act as an information platform.</p> <p>The conferences seek to improve the policies, planning and provision of infrastructure for cycling and the daily use of the bicycle in an urban environment. The conferences traditionally involve representatives from a wide variety of associations, universities, companies, non-governmental organisations, as well as social agents and policy-makers.</p> <p>The conferences naturally attract those with an interest in cycling, but also those involved in the area of technology, health, behavioural change, urban and infrastructure policies, mobility and those involved in transport generally.</p> <p>The conference should bring a large number of delegates to Dublin and should prove a great opportunity for the promotion of cycling in the city as well.</p>
<p>Create a new City sports and wellbeing partnership</p>	<p>Dublin City Sport & Wellbeing Partnership launched its inaugural Strategy, STRIDE: 2017 – 2020, on the 20th of February 2017. The</p>

	<p>strategy is progressive and ambitious and sets out 16 initiatives and 26 actions under the following strategic goals:</p> <ul style="list-style-type: none"> • Places and Spaces • Programmes and Services • Promoting Sport and Inspiring People • Good Practice <p>Strategic Goal 2, Programmes and Services, was a key priority for the Partnership in 2017. A suite of core programmes was developed in line with key priorities of the National Physical Activity Plan for Ireland and in collaboration with the team of 18 Sport Officers who engaged in 2 days of facilitated workshops. Implementation of the programmes citywide began in summer 2017 targeting the following key target groups:</p> <ul style="list-style-type: none"> • Under Active Adults • People with Disabilities • Older Adults • Primary School Children • Teenage Girls • Youth at Risk <p>Strategic Goal 4, Good Practice, was also prioritised in 2017. Training, communication and delivery of services by third parties were all addressed.</p>
<p>Develop and enhance relationships with other international cities.</p>	<p>The International Relations Unit continued to maintain and enhance relationships with twin cities and those with whom we have co-operation agreements.</p> <p>Lord Mayor Brendan Carr visited Nice at the request of the French Ambassador to launch their Spring Carnival, the first public event since the terrorist attack in 2016. He also travelled to Jerusalem in May to promote the Dublin City Interfaith Charter. Cllr. Paul McAuliffe deputised for the Lord Mayor at the 4th Asia/Europe meeting in Lisbon in May which focussed on three areas: mobility and environmental sustainability; innovation and entrepreneurship; inclusion & interculturalism.</p> <p>During 2017 International Relations:</p> <ul style="list-style-type: none"> • Cultivated the relationship with Russia, signing an enhanced MoU with Moscow in February and collaborated on a round table forum on the theme “Moscow and Dublin – opportunities

	<p>and potential for business relations, tourism and education”.</p> <ul style="list-style-type: none"> • Co-operated with a B2B Irish-Russian Trade Mission in March in Clontarf Castle and hosted a delegation to the city in July. • Lord Mayor Brendan Carr led a trade and cultural mission to San José in March accompanied by the President and CEO of Dublin Chamber, 5 small Dublin businesses, City Councillors and officials. The schedule included business breakfasts with San José city officials and Chamber of Commerce, seven site visits including ones to LinkedIn and Facebook, the Spirit of Ireland awards ceremony, a workshop in the San José Stage Company and a visit to the Sacred Heart Community Centre. • Enhanced the Masters scholarship arrangement with San José State University by welcoming a Masters music student from San José to Dublin for a 3 month study period in DCU (Dublin City University) followed by a 4 month internship in the Arts Office. The 7th DCU masters Science student went from Dublin to San José under a similar arrangement. • Hosted a photographic exhibition by San José professional photographers in the Civic Offices for a month, followed by its tour of certain city libraries. • Ardmhéara Micheál Mac Donncha signed a new Friendship Agreement with Dublin, Ohio in August. • The Chief Executive, Owen Keegan welcomed his counterpart from Belfast City Council for a business meeting to discuss small business support initiatives, international relations activities, Brexit, economic monitor, tourism promotion and their bid for European Capital of Culture and the Lord Mayor participated in a conference in Belfast.
--	--

	<ul style="list-style-type: none">• Collaborated with the library service in preparing a video message for Montreal who were celebrating Bloomsday and with Dublin Chamber to welcome a high level delegation from Beijing to Dublin in June.• Worked with the Smart Dublin team on a business conference in City Hall in May for Smart Tech businesses from Budapest who were in Dublin for Future scope.• Welcomed 9 delegations to the city in 2017 including ones from Hamburg, Shanghai, South Korea, all wishing to study various aspects of life and business in Dublin.• Supported six international business conferences to the city
--	--

Goal 2 To achieve the right balance between nurturing the City's unique natural and built heritage and creating new places through quality urban design.	
Objective	Progress
Re-energise the North and South Georgian cores of the City through the introduction of new and adaptable uses that are sympathetic to the character of the area.	The Living City Initiative which has been reviewed and updated continues to be promoted. The Planning Department has established a 'one stop shop' to assist applicants. A study of suitable templates for adaptation of Georgian houses is being finalised.
Continue the expansion of the city centre area eastwards to the Docklands, and westwards through the arc from Grangegorman to the Heuston Quarter.	Work progressed during 2017: <ul style="list-style-type: none"> • Grangegorman Campus is being implemented with facilities for 1000 students on site • Construction has commenced on the new Children's Hospital • The D8 Health & Innovation Corridor has been established • A masterplan has been prepared for the redevelopment of O'Devaney Gardens • The Docklands SDZ, which provides for 300,000sqm plus commercial space and 2600 residential units, is being implemented by a dedicated planning unit.
Strengthen the radial streets of the city by new uses of upper floors, and infill development.	Radial streets continue to be strengthened through development management, Living City initiative and Public Realm initiatives.
Extend the successful "Urban Village" model to create similar thriving centres in the new, developing areas of the city.	New urban villages, e.g. Ashton Gate, are included in the LAP's plus Clongriffin/Belmayne, Pelletstown & Cherry Orchard in the longer term. Local Environmental Improvement Plans (LEIPs) are included in the Development Plan for existing villages.
Create a more fine-tuned response to building height in relation to context and place making for the city.	Development management teams continue to implement the City Development Plan policy on height.
To promote the re-use of empty or under-used ground or upper floor space in the existing building stock by ensuring that issues relating to planning, fire safety, disabled access, heritage, conservation, commercial rates and environmental health are communicated in an integrated manner.	Dublin City Council provides a 'one stop shop' approach to the Living City Initiative involving planning, conservation, disabled access, Building Regulations (Fire Access), in order to attract more people to live in the city.

Goal 3

To develop and maintain the road, street and public domain network to the highest international standards whilst maintaining the integrity of the city's unique heritage.

Objective	Progress
<p>Target capital works towards enhancing the city's infrastructure and provide sufficient resources for major public domain works, optimising annual grant funding and allocating resources for maximum cost efficiency</p>	<p>Works are prioritised by senior management in the 2018-2020 Capital Works Programme.</p> <ul style="list-style-type: none"> • Works are ongoing within the Grafton St. Quarter since 2013 funded by DCC Levies. • Chatham St./Harry St. scheme is currently under construction • Clarendon St./Row is at Detailed Design – funded by DCC levies • Blackhorse Ave – substantial completion • Thomas St. Environs – substantial completion • LUAS Associated schemes – e.g. Cathedral St. Sackville Street – funded by DCC Levies • Dodder Bridge – funded by National Transport Authority (NTA) 50%, <i>Local Infrastructure Housing Activation Fund</i> (LIHAF) 37.5% & DCC 12.5 % Levies • Belmayne Main Street scheme – funded by LIHAF 75% & DCC Levies 25% <p><u>Implementation of District Heating Project (Develop Business Strategy)</u></p> <p>The Dublin District Heating System (DDHS) has progressed in 2017 with the following achievements:</p> <ul style="list-style-type: none"> • New District Heating (DH) infrastructure installed at new road at Point Campus in Docklands • Liaison with developers ensuring new developments are 'District Heating enabled' • Worked with Codema who produced three documents aimed at investigating and confirming the financial viability of the DDHS which include (1) Techno-Economic Feasibility Analysis (2) Detailed Financial Appraisal (3) Draft Market Research Report and Communications Strategy • Advertised a tender notice for the engagement of a Consultant for the completion of a 'Delivery of Business Model and Engineering Review'

- Held DDHS Workshop with civic and state stakeholders working in the industry and which resulted in the establishment of a DH workgroup as below.
- Setting up of National DH Working Group with the Department of Communication, Climate Action and Environment (DCCAE) and other Government Department officials
- Attendance at and winning of the international DH Award at Celsius Smart Cities ceremony for start-up DH projects.
- Held five DDHS Steering Group meetings
- Two reports to the Environment Strategic Policy Committee (SPC)
- Commissioned independent financial advisor to complete an investigation into funding options in relation to access to the infrastructure finance market and project risks relating to same. This resulted in initial communication with and a request being sent to the European Investment Bank (EIB) for funding
- Liaison with crucial stakeholders such as National Treasury Management Agency (NTMA) / Transport Infrastructure Ireland (TII) / Dublin Port Company / Dublin Smart Cities
- Liaison with DCC projects such as Dodder Bridge

Parks and Landscaping Capital projects completed during 2017:

- Weaver Square – New Public Park
- Rockfield Park – Upgrade of Tennis Courts and all-weather training area
- Bushy Park – Upgrade of Tennis Courts / New Pavilion / Padel Courts
- All-Weather Pitches at Greendale, Trinity Leisure Centre, St. Anne's Park Raheny, Brickfield Park Drimnagh
- New Changing room Pavilions were built at Springdale Road Edenmore, Tolka Valley Finglas South
- Outdoor Gyms at the following Parks: Mellowes, Poppintree, Griffith, Ellenfield and Martin Savage.

<p>Prioritise works to ensure best value maintenance for the city's infrastructure and to ensure the city's road, footpath and cycling network is maintained to the highest safety standard</p>	<p>Works are prioritised in the 2018-2020 Capital Works Programme. All Utility Service Providers are requested to upgrade or replace their existing services during the re- construction of roads & streets. Pavements are constructed with high quality materials to current design standards and a 10 year moratorium is applied against any new works being undertaken by Utility Service Providers (except for emergencies) on all completed road & street works.</p>
<p>Significantly improve pedestrian and walking facilities in the city</p>	<p>The Dublin Wayfinding system is monitored on an ongoing basis to ensure that it provides a useful service to visitors to the city. Tender awarded in 2016 for the maintenance, upkeep and extension of finger panels and to investigate new locations in urban villages in Dublin.</p> <p>The construction of the Chatham Street/Harry Street Area Improvement scheme commenced in Sept. 2017 & this will have flush wall to wall granite paving and wider footpaths when complete. The existing red brick paving has fallen into a state of disrepair and will be removed & replaced with new granite paving as part of the scheme.</p> <p>The Part 8 planning approval was granted for the Clarendon St. /Clarendon Row scheme in Oct. 2017.</p> <p>The detailed design has just commenced on this scheme. This scheme will have flush paving at some locations & wider footpaths over the full length of the scheme to facilitate larger volumes of pedestrian & shoppers expected to use the Grafton St. Qtr.</p> <p>The Part 8 planning application is currently out to public consultation for Cathedral Street/Sackville Place since Dec.2017. This scheme involves the provision of flush wall to wall granite paving and wider footpaths over both streets to provide for the expected heavier footfall on these streets as a result of the new Luas Cross City service.</p> <p>Implement City Centre study proposals with regards to College Green, Liffey Cycle Route, footpath widening, traffic reduction, improvement of bus priority.</p> <p>Ensure Luas Cross City (LCC) works efficiently to link the walking routes in the city centre.</p> <p>Designs for the North and South Quays were developed and implemented.</p>

	<p>The relevant College Green proposals contained within the City Centre study have been brought forward as part of the application which was lodged with An Bord Pleanála in May 2017. The application lodged with An Bord Pleanála included An Environmental Impact Assessment of the proposals and the design proposals for College Green took full account of its unique heritage</p>
<p>Introduce a Transportation Asset Management System (TAMS)</p>	<p>The implementation of the TAMS system has progressed well in 2017. All modules are now live and all sections of the Environment and Transportation Department that were due for rollout under the project are now using the System. This includes; Road Maintenance Services, Road Design and Construction, Traffic Admin and Management and Public Lighting Services. The System is being used to record and manage Service Requests within each of these Sections and progress the Council's response to each through inspections and works management that may be required. The System is currently interfaced with the CRM (Customer Relationship Management) system for Road Maintenance Services only and this will be expanded within 2018 to cover all sections using the System. The System is also being used by Road Maintenance Services to manage pavement condition through the use of an incorporated Pavement Management System and the completion of Machine Road Condition surveys to facilitate same. While all modules are now live, there continues a "bedding in" and review period with feedback from Staff using the System and the closing out of snagging issues. The focus of the project is now moving from one of implementation to Support and during 2017 a Support Plan for dealing with User queries, data management, system enhancements and upgrades and the establishment of a TAMS Support Unit was drafted and will be reviewed and put in place in 2018.</p>
<p>Manage and improve the city's street furniture service in a well-designed manner that enhances people's city experience.</p>	<p>All public realm improvement schemes are designed in consultation with DCC and Landscape Architects e.g. Chatham Street/Harry Street is currently under construction and includes the provision of new seating, protective bollards and trees at a</p>

	<p>number of locations.</p> <p>The Part 8 planning application for Cathedral Street & Sackville Place is currently out to Public Consultation and has been designed in consultation with Landscape Architects to provide new seating, protective bollards and tree planting where space allows.</p>
<p>Manage necessary road openings in a manner that minimises disruption to the city.</p>	<p>Ensure Roadworks control system continues to function effectively.</p> <p>All works by utilities on public roads require licensing by Dublin City Council.</p> <p>In the course of 2017 some 11,181 individual licences were granted by the Council subject to conditions. All sites were monitored by the Council's Roadworks Control Unit and appropriate action was taken where breaches of licence conditions occurred. This work is ongoing.</p>

Goal 4 To manage and promote City Parklands and support the development of biodiversity measures and projects.	
Objective	Progress
Achieve best sustainable practice in the management of the natural environment, including city parks and open spaces	<p>The Green Flag is awarded in recognition of achieving quality standards for the sustainable management of Parks and recreation facilities. It promotes high horticultural and environmental standards and is a benchmark for excellence in park management based on acknowledged international best practice. The award scheme is administered here by An Taisce.</p> <p>Dublin City Council was successful in retaining the Green Flag status in five of our City Parks – Blessington Street Basin, Bushy Park, Markievicz Park, Poppintree Park and St. Anne's Park.</p>
Bring greater animation and attraction to parks in the City through events, markets and recreational activities	<p>A total of 404 applications for Events and Activities in the Parks were received during 2017.</p> <p>The following is a breakdown of the types of events that took place:</p> <ul style="list-style-type: none"> • 70 - Photo Shoots • 10 - Festivals • 53 - Sporting Events • 16 - Weddings • 74 - Filming • 26 - Charity Events • 10 - Arts & Culture • 52 - Commercial • 89 - Community & Family • 4 - Music <p>Parks & Landscape Services also:</p> <ul style="list-style-type: none"> • manage Pitch & Putt Clubs, Golf Clubs and Tennis Clubs at various locations throughout the City attracting over 35,000 customers during the Season January – October 2017. • manage over 250 football pitches located in the City Parks, used by local Soccer, GAA and Rugby clubs.
Proactively seek out opportunities to develop additional recreational and sporting facilities in the City	<p>The Sports and Recreation Section continued to upgrade existing facilities.</p> <ul style="list-style-type: none"> • Markievicz Sports and Fitness centre re-opened following refurbishments. • New 11 a side all-weather facility Irishtown • New Dance Studio in St. Catherine's

	<p><u>Sports Capital Programme 2017</u> Dublin City Council's Sports Section applied for funding for a number of projects under the Department of Transport, Tourism and Sports 2017 Sports Capital Programme. In total the City Council was provisionally awarded approximately €843,000 in funding to complete these projects. The monies will be used for a variety of new sports equipment and the redevelopment of existing sports facilities.</p> <p>Furthermore, Dublin City Council applied in tandem with a variety of other sporting clubs to help them avail of the Sports Capital Programme. Entities such as Tennis Ireland and Cherry Orchard Equine Centre received funding on the basis of joint applications with the City Council's Sports Section.</p> <p>In addition Parks and Landscaping services completed many new projects in 2017 including;</p> <ul style="list-style-type: none"> • Weaver Square New Public Park • New Pavilions at various locations • Padel Courts in Bushy Park
<p>Continue to implement the Biodiversity Plan 2015 - 2020</p>	<p>Parks and Landscaping highlights of the year under the Biodiversity Plan include:</p> <ul style="list-style-type: none"> • The Dodder Gathering which took place over the weekend 31st March – 2nd April and attracted large crowds exploring the natural wonders of the river Dodder. • Facilitation of the annual Coastwatch Survey along the length of Dollymount Strand during September and October to assess the area for litter, pollution, coastal erosion and biodiversity. • Engaged throughout the year with many schools as part of the Brent Geese Project and this involved several field trips and outdoor classroom activities. We were joined by BirdWatch Ireland, members of the communities, Eco UNESCO and local scouting organisations. • Local Community Hubs have been identified at East Wall Water Sports Centre and Ballyfermot Library. These hubs will be used for interpreting the City's Biodiversity. <p>The continuation of:</p> <ul style="list-style-type: none"> • The volunteer programme • Survey and management of protected

	<p>species in areas of conservation value</p> <ul style="list-style-type: none"> • Engaging stakeholders as part of the Dublin Bay Biosphere, Dublin Mountains Partnership, the Water Framework Directive and the Regional Green Infrastructure
<p>Develop messages and awareness to counter problems caused by anti-social behaviour and dog fouling in city parks</p>	<p>The City Parks Superintendent and members of his team sit on a sub-committee as part of the City's Joint Policing Committee to discuss and address issues of anti-social behaviour in our Parks.</p>

Goal 5

To maintain to the highest international standards and improve the quality of Dublin City's environment through the delivery of our services in a sustainable manner, recognising local, regional and national responsibilities and implications.

Objective	Progress
<p>Ensure a consistently high standard of cleanliness throughout the city comparable to the cleanest capitals in Europe</p>	<p>In 2017 The Waste Management section increased its staffing levels in the city centre with the aim of ensuring the capital's streets were maintained to the highest standards. New shift patterns were also introduced across the dept to achieve the most efficient use of resources. The redevelopment of Davitt Road depot was commenced to combine the operations of Rathmines and Davitt Road into a single depot to serve the southside suburban areas.</p> <p>A contract was concluded for the supply of solar compactor bins, 50 bins are in situ in the Baggot Street, Sandymount and Temple Bar areas and 100 additional units are due for delivery. QR codes were attached to all public litter bins to allow for reporting of issues by smartphone, bin locations and details were also mapped to allow for better asset management. 138 dog fouling specific litter bins were installed across the city</p> <p>The department took part in the 2017 Anti Dumping initiative rolling out a CCTV monitoring and enforcement campaign on Dorset Street in conjunction with the Central Area Office and the local business association The department worked in conjunction with Smart Dublin and Enterprise Ireland to roll out a small business innovation research challenge to address illegal dumping. 6 companies received first phase funding to develop products in the areas of data analytics, low cost cctv and video analytics and drone technology</p> <p>Increased litter and dog fouling patrols were rolled out to blackspots across the city. 1909 community clean ups were supported throughout the city and 287 entries were received into the city neighbourhoods awards. Waste Management in co-operation with area departments organised the Team Dublin Clean Up day across the city on 14th April 2017. Over 16,000 service requests were dealt with by the department in 2017</p> <p>In conjunction with the Information Systems Department and Customer Services Centre in</p>

	<p>Q4 2017 workflows were streamlined to ensure service requests are delivered directly to the relevant operational staff. 1132 requests for bulky household waste removal services were completed in 2017. 405 bonfire stockpiling complaints were attended to and in conjunction with the parks dept over 450 tonnes of material was diverted from bonfires during Halloween response activities</p> <p>A 13% increase of mixed dry recyclables was received through the network of bring centres with a total of 23,000 tonnes recovered. 170 Tonnes of christmas trees were recycled. 62 national and international sporting and entertainment events in the city were provided with waste management services including concerts, marathons, rugby, soccer and GAA events.</p>
<p>Improve access to environmental information and to raise environmental awareness among citizens through use of digital communication channels</p>	<p>Dublin City Council continues to provide a web portal enabling the public to access real time data from their ambient sound monitoring network made up of 14 sites around the City. Data from each individual site is also 'Tweeted' hourly for anyone who wishes to follow @dublincitynoise. The 2017 Dublin City Noise Maps have been made accessible to the public on this site also.</p>
<p>Preserve and improve where necessary the water quality of our rivers and bathing areas</p>	<p>In 2017 Dublin City Council established and resourced a Water Framework Directive Office to meet our statutory obligations under the 2nd cycle of the Water Framework Directive. The office actively engaged with the Environmental Protection Agency, Local Authorities Water Community Office and the Department Housing, Planning and Local Government in developing the characterisation of water bodies, the 2nd cycle draft River Basin Management Plan and the selection of priority water bodies for inclusion within this Plan. The office fulfilled our public engagement and information requirements for the draft River Basin Management Plan in association with the Local Authorities Water Community Office in communicating the contents of the draft plan to the public representatives and community through a series of meetings and presentations.</p> <p>Detailed investigative work has commenced on the Santry and Dodder rivers in association with adjacent local authorities and agencies to ensure our actions and measure commitments under the River Basin Management Plan are</p>

	<p>achieved.</p> <p>Considerable work on promoting the awareness of water as a heritage for Dublin, engaging the public in improving and maintaining the quality of our waters and educating schools in the importance of clean water was delivered through the combined efforts of the Water Framework Directive Office, Parks and the Local Authorities Water Community Office within the Dodder Catchment in 2017, culminating in the very successful Dodder Gathering 3 day event. This approach will be rolled out to all catchments. The office provides a coordinating role through hosting Water Framework Directive meetings within Dublin City Council with Planning, The Central Laboratory, Pollution Control, Drainage, Flooding, Biodiversity and Invasive Species etc. to foster the integrated catchment management approach to improving the water quality of our rivers, coastal, transitional and ground waters. The office has developed a dedicated Geographical Information System for Integrated Catchment Management. A total of 107 complaints were received in the Water pollution Section in 2016 and every complaint was investigated and closed off.</p>
<p>Reduce the risk of flooding and respond appropriately and effectively to flooding incidents</p>	<p>Dublin City Council's Flooding Advisory Group met on a number of occasions throughout 2017 to monitor forecasting systems (weather forecasts, weather warnings, telemetry, rain gauges, coastal flood forecasting system), analyse and interpret the information from these systems to determine the potential impact of possible flood events and the level of flood warning required to be issued and advise on the implementation of an Action Plan. The Dublin City Rainfall System was rolled out in 2017. To date there are 25 rain gauges, 4 weather stations, 3 trash screen cameras, 15 river level gauges and 1 tide monitor on the real time data system. Flood Alleviation Schemes as detailed in the Council's Capital Programme 2017 – 2019 ongoing throughout 2017.</p>
<p>Deliver commitments in water services as outlined in the Council's Service level Agreement (SLA) with Irish Water</p>	<p>Commitments being delivered in accordance with the SLA</p>
<p>Protect air quality in line with European Union Directives</p>	<p>Air quality monitoring indicates European Union (EU) air quality standards are being complied with in Dublin. During 2017 Dublin City Council commenced an ongoing study with the Environmental Protection Agency</p>

	<p>(EPA) to identify potential locations for additional air quality monitoring stations in the city and works to upgrade existing monitoring stations has also commenced. These upgrades will involve developing monitoring capacity to report on air quality on a continuous basis in real time to the public. The proactive enforcement of air quality standards has resulted in 84% of air pollution complaints received during 2017 being resolved and those cases still open are under active investigation. There has been a significant increase in air complaints received during 2017 compared to 2016 (204 versus 141).</p>
<p>As the National Competent Authority for all waste exports and imports ensure full compliance with EU regulations on behalf of all local authorities in Ireland.</p>	<p>The National TransFrontier Shipment Office (NTFSO) established and operated by Dublin City Council is the National Competent Authority to manage the international movement of waste out of, into and through Ireland. The Office is responsible for the implementation and enforcement of European and National Legislation; to monitor waste shipments; to facilitate the business community involved in legitimate waste shipment activities; and to prevent the illegal shipment of waste.</p> <p>In excess of 2000 inspections are carried out annually at ports and facilities in Ireland by a dedicated enforcement team. The Administration team ensures that annual exports of 1,650,000 tonnes of waste to Europe and Asia are in compliance with strict regulatory rules.</p> <p>The NTFSO also works with other agencies such as the EPA, Department of Communication, Climate Action and Environment (DCCA), IMPEL (European Union Network for the Implementation and Enforcement of Environmental Law), EUROPOL, Local Authorities and the Gardai and liaises with Customs and Port Authorities, the Northern Ireland Environment Agency (NIEA) and other competent international authorities. The NTFSO also reports to the National Waste Enforcement Steering Committee chaired by the DCCA.</p> <p>In 2017 the NTFSO produced the Waste Shipment Inspection Plan 2017 to 2019 detailing planned activities for the period. The NTFSO engaged with the DCCA to introduce compliance limits on contamination levels with</p>

	<p>the Waste Industry in Mixed Recycling Facilities (MRFs). The NTFSO partook in a European wide month of action led by INTERPOL targeting waste crime. The NTFSO continued to assist the Waste Enforcement Regional Authority in carrying out multi-agency operations against suspected waste categories. The NTFSO were also a part of an EU Evaluation Report on the Eight Round of Mutual Evaluations 'Practical implementation and operation of European policies on preventing and combating Environmental Crime' along with The DCCA, EPA, the Gardai, Dept. of Justice and the Waste Enforcement Regional Lead Authorities.</p>
<p>As Regional Co-ordinator for the Eastern-Midlands Waste Management Plan promote and encourage the prevention, re-use and recycling of waste in line with EU and National policy.</p>	<p>The Eastern-Midlands Region (EMR) Waste Management Plan 2015-2021 provides a framework for the prevention and management of waste in a sustainable manner in Dublin City Council and the 11 other Local Authorities in the Region. Dublin City Council, as the Lead Authority for Regional Waste Management Planning is overseeing the implementation of the Eastern Midlands Regional Waste Management Plan 2015-2021. Some of the key activities undertaken by the Regional Office in 2017 included:</p> <ul style="list-style-type: none"> • National Awareness Campaigns (Brown Bin, Dry Recyclables) • National Reuse Month • Conscious Cup Campaign to encourage elimination of single use coffee cups • Programme to advance remediation of Historic Landfills • Tyre Cleanup programme • National Hazardous Waste Collection Scheme
<p>Implement the Noise Action Plan 2013-2018 and prepare plan for 2019- 2024.</p>	<p>The 2017 Noise maps have been produced and published in July of 2017 as legally required and as part of the 1st phase of the review of the Dublin Agglomeration Noise Action Plan - which is to be completed in 2018.</p>
<p>Reduce energy usage in the provision of public lighting</p>	<p>LED replacement program to have replaced 10,000 Lamps by 2019. 2050 lamps replaced in 2017.</p>

Goal 6

To manage and promote the City Library Network, the City Arts Office and the Hugh Lane Art Gallery as hubs of cultural and art collections and learning opportunities

Objective	Progress
Develop new Dublin City Library at Parnell Square	<p>During 2017 Site Investigation works were completed and a report on building conditions was issued.</p> <p>Over the course of the year work continued on the development of the detailed brief for the new complex. Regular reports were submitted to the Arts & Culture Strategic Policy Committee.</p>
Lead the promotion of Dublin City as a City of Literature	<p>The Dublin UNESCO City of Literature Strategic Plan 2016-2018 gives focus to six main themes: 1) Identity, Advocacy and Promotion; 2) The A-Z of Writing, Reading and Storytelling; 3) Building Relationships and Networks; 4) Storyhouse project; 5) Leadership Structures and Resources; 6) Research and Evaluation</p> <p>Director of Dublin UNESCO City of Literature attended two UNESCO Creative Cities Network international conferences in 2017. Chair of SPC Councillor Rebecca Moynihan represented the City of Dublin at the annual meeting of the UNESCO Creative Cities Network (UCCN) in France. The Director of Dublin UNESCO City of Literature remained in the role of Deputy Representative of the Literature steering group of the UNESCO Creative Cities Network and also took on the role of group lead of the Integration and Development working group.</p> <p>Dublin participated in four projects with other UNESCO Cities of Literature throughout the year and helped fund twelve literary projects in Dublin including the Ark Access Programme and Looking at the Stars, an anthology of Irish writing.</p> <p>The office worked closely with the Dublin Book Festival, Irish, Spanish & Latin American (ISLA), and Bram Stoker Festivals. The International Dublin Literary Award was won by Jose Eduardo Agualusa for his novel A General Theory of Oblivion.</p> <p>The City of Literature office delivered a number of programmes and festivals over the course of</p>

	<p>the year, chief among them being the Dublin One City One Book annual festival in April, which in 2017 featured Echoland by Joe Joyce, a book set during the Emergency in Dublin. Over forty free events were held during the month, many of which were organised by partner institutions and library services.</p> <p>Other key events included the Citywide Reading Campaign for Children, which involved branch libraries, public events and The Big Day Out during the St. Patrick's Festival; Words on the Street for European Literature Night; Dublin: A Year in Words poetry project.</p> <p>Two new writers in residence were appointed in November 2017 and will work with branch-based writing groups until October 2018. One is funded by Creative Ireland.</p> <p>Three readers in residence continued their work with children and young people of the North East Inner City, under the supervision of City of Literature and Senior Librarian for Children's Services.</p>
<p>Implement the Dublin City Arts plan</p>	<p>Dublin City Council's City Arts Plan 2014-2018 sets out the purpose and areas of work of the Dublin City Arts Office.</p> <p>The Arts and Education Policy was adopted by City Council in 2017.</p> <p>Listed below are some of the programmes and projects that were delivered by the Arts Office in 2017:</p> <ul style="list-style-type: none"> • 39 Artists exhibited in the Lab Gallery • IAWATST art show at the LAB in association with the OPW was curated by children from the North East Inner City and toured nationally and Northern Ireland • Artists' Residences: St. Patrick's Lodge, 6 and 7 Albert Cottages and 9 Wooden Buildings. • Incubation Space Award for 5 Research and Development collaborations that involved Music, Visual Arts and Theatre • Culture Night Dublin – 330 venues, 450 events. • €530,000 paid in Arts Grants

- €20,000 paid in Bursaries
- €280,000 in programming with Artist and Arts Organisations
- Supported the Public Arts Programme through the care and maintenance of Dublin City's public art collection.
- Visual Thinking Strategies project trained 40 teachers, artists and art educators
- Erasmus Plus funding of €246,000 awarded for "Permission to Wonder" Project

Dublin's Culture Connects

Dublin's Culture Connects aims to connect Dubliners to their city. The four main programmes are The National Neighbourhood, Cultural Audit and Map, EU LAB and Fundraising Fellowship Dublin.

The National Neighbourhood

Partnership between Dublin's Culture Connects and Dublin City Arts Office, Dublin City Gallery The Hugh Lane, Dublin City Public Libraries, the 5 Area Offices of Dublin City Council.

Partnership between the 8 National Cultural Institutions in Dublin (The Abbey Theatre, The National Gallery of Ireland, The National Concert Hall, The Irish Museum of Modern Art, The Chester Beatty Library, The National Archives of Ireland, The National Library of Ireland, and The National Museum of Ireland).

In 2017 450 events took place with over 100 artists and creative practitioners, and 86 community groups.

200 performers took to the streets over 2 days in Ballyfermot participating in The Passion Project

A capacity audience at the Abbey Theatre enjoyed plays, songs and choral performances by groups from Whitehall, Cabra, Ballymun and Finglas

Over 4 nights, a bus travelled through sites in Ringsend, Irishtown, Sandymount and Pearse Street with performers and audience on board and in parks, pubs and other stop off locations en route

Numerous groups planned a food trail in the Docklands and North Inner City based on old and new food traditions

Performers took to the stage of the National Concert Hall to show a film they made in

	<p>Drimnagh; the musical they had composed in Crumlin; the poems they had devised in Ballyfermot; and the documentary made with groups from Rialto and South Circular Rd. A group in Coolock published a book about where they live, and groups from Raheny, Belmayne, Priorswood, Donaghmede, Ayrfield and Artane made visits with artists to Irish Museum of Modern Art (IMMA) and renewed their connection with the culture of the city</p> <p>Cultural Audit and Map The Cultural Audit & Map is designed with the influence of cultural and business partners and 13 sections within Dublin City Council via a steering group and inventory working groups. The sourcing of data is underway, from Dublin City Council sections, public bodies and the public. The information will be linked to the GIS system for internal Dublin City Council use and mapped to a website for the public's use. A supplier will be appointed to roll out technical requirements now that they have been set.</p> <p>EU LAB The EU LAB matches partners with common interests to help them build projects and source European funding. The following applications were made in 2017:</p> <ul style="list-style-type: none"> • Urbact with North West Area office (awarded but later withdrew) • Ireland Wales Co-operation Programme with Parks section (declined) • Europe for Citizens with Social Inclusion section (declined) • Erasmus+ with Dublin City Arts Office section (awarded €244,618) <p>Fundraising Fellowship Dublin Four Fundraising Fellowship positions were filled in Dublin Theatre Festival, Helium Arts, Fishamble. The New Play Company and Temple Bar Gallery & Studios. The Fellows are working through a 24-month learning programme in the areas of sponsorship, marketing and fundraising with support from 12 external Marketing and Fundraising experts.</p>
<p>Enhance the profile of the Dublin City Art Gallery the Hugh Lane</p>	<p>JC Decaux on-street advertising was used to promote the Gallery. Banners advertising The Ocean After Nature were in situ and collaboration with Dublin Port "Port Perspectives" generated significant media coverage.</p>

Contribute to the Decade of Commemorations programme, including the 1916 Rising, by bringing the City's diverse memory collections to citizens locally and internationally.

Exhibitions:

2017 began with the exhibition Jonathan Swift and Dublin, to celebrate the life and works of this great writer in the 350th anniversary year of his birth.

- A unique exhibition telling the story of Jacob's factory emanated from the rich archive of W&R Jacob's biscuit factory held in Dublin City Archives. This exhibition attracted significant media coverage and footfall, and two events were held for former employees with contributions added to the Jacob's oral history recordings.
- The Jonathan Swift exhibition and the 2016 exhibitions Dublin Remembers: Stories from the Somme and Citizens in Conflict: Dublin 1916 toured throughout the city libraries branch network bringing these history narratives to all areas of the city
- .A touring exhibition from the In Flanders Fields Museum in Belgium called Assembly: Memorial Chairs was on display in Dublin City Library and Archive, City Hall and Richmond Barracks in 2017. This installation by artist Val Carmen recorded all the names of soldiers from Ireland, England, Scotland and Wales who died in Flanders in the First World War with the public encouraged to write the stories of their own dead soldiers in the accompanying book.

Citywide community engagement:

This important focus to the commemorations programme continued in 2017 with the Council's Decade of Commemorations Fund for Communities. 21 groups/organisations received a total of €40,185 in funding to hold events and activities under the Decade of Commemorations designation. Activities funded included drama, various publications and seminars/talks.

Commemorative plaques:

Three plaques were unveiled under the Decade of Commemorations designation: a 1916 plaque to Sean McLoughlin and plaques to the ships SS Adela and SS Hare sunk by a German U-boat in 1917.

	<p>Access to historical sources: Primary documents are essential to uncovering our historical narratives. In 2017 Dublin City Library and Archive launched its Digital Repository containing over 43,000 free images including key Decade of Commemorations collections such as the Birth of the Republic collection and the Royal Dublin Fusiliers Association Archive. The Library also continued and expanded its digitisation of the W&R Jacob's biscuit factory photographic archive and the Irish National War Memorial records were catalogued with a view to their digitisation in 2018.</p> <p>Historian-in-residence: Building on the success of the 2016 commemorations programme and furthering its community engagement and participation strand, the Council contracted six part-time historians in April 2017 to work with communities, schools and libraries across the city (one historian allocated to the 5 DCC administrative areas and one in Dublin City Library and Archive). The historians have delivered talks, walks, lecture series, historical sources workshops and have been active in including a wide variety of social groups in their outreach activities. The project has particularly tried to bring history to groups who may not have ready access to it. The historians have visited history groups and clubs, Men's Sheds, two prisons, literacy groups, nursing homes, have established history book clubs, set up new local history societies in Coolock/Artane and the Liberties and begun work on oral history projects. They have also recorded and photographed local monuments in their areas of the city.</p> <p>Dublin Festival of History 2017: The fifth annual Festival focused on some of the centenary anniversaries of 2017 with lectures on the First World War, Thomas Ashe, Michael Collins in 1917, the Irish Revolution and the Russian Revolution.</p>
--	---

Goal 7

To make Dublin a safe place to live, work, visit and enjoy.

Objective	Progress
<p>Collaborate with An Garda Síochána, Health Services Executive, other agencies and the business community in co-ordinating and developing measures to deal with problems on the city streets such as anti social behaviour, drug activity, aggressive begging and noisy busking.</p>	<p>Homeless services and in particular the Housing First Service, are an integrated part of the street assertive engagement initiative which brings together Dublin City Council, the Dublin Region Homeless Executive, An Garda Síochána, Ana Liffey Drug Project and the HSE. The street assertive engagement initiative involves the use of a case management approach with known vulnerable persons on the streets of the City.</p> <p>The DRHE Director participates on the High Level Group to address street issues chaired by the Deputy Chief Executive for Housing, Community and Emergency Services.</p> <p><u>Dublin City Joint Policing Committee</u> Section 36 of the Garda Síochána Act 2005 provided for the establishment of Joint Policing Committees (JPC) in each Local Authority as part of the local government structures. Membership comprises: An Garda Síochána, Dublin City Council, Elected Members and Officials, Oireachtas Members and Community/Business Reps. There were 6 meetings of the Dublin City Joint Policing Committee (JPC) during 2017.</p> <p>The “Annual JPC Report 2016” was presented to City Council in September 2017.</p> <p>See below for an example of some of the presentation before the JPC in 2017. Presentations given on/by: Teenagers and Gardaí programme:</p> <ul style="list-style-type: none">• My Lovely Horse Rescue (Voluntary Group),• “Think Before you Buy” campaign• Community CCTV,• Housing Act 2014 (DCC),• Dublin City Council Parks (antisocial behaviour),• Community Policing,• Dublin City Council Halloween plan,• Criminal Assets Bureau (CAB),• Homeless Services (Dublin Regional Homelessness Executive),• Supervised Injection Facilities (Health

	<p>Service Executive - HSE)</p> <p>There are 5 Joint Policing Sub-committees in each of the 5 Electoral/Operational Areas of Dublin City Council.</p> <p>The three high priority issues for Dublin City's six-year (2015-2021) Strategic Plan are:</p> <ul style="list-style-type: none"> • Drugs Misuse • Street crime /Street Issues • Community Courts <p>Dublin South Central JPC Subcommittee met on 4 occasions during 2017 and priorities were as set out in Strategic Plan (2015 -2021):</p> <ul style="list-style-type: none"> • Restorative Justice Practices • Anti Social Behaviour Housing Estates • Park security/Bye Laws <p>Regular meetings were held in 2017 to address issues across Cherry Orchard using the Restorative Practices Forum. Youth Service Providers (Familibase) continue to use restorative practice techniques in engaging with the youth in Cherry Orchard. Introductory workshops for the Dublin 8/12 Restorative Practice Project is commencing in 2018. The aim of the project is to bed-down Restorative Practice techniques in neighbourhoods, schools and community/youth centres across the Dublin 8 and 12 area.</p> <p>Three meetings were held in 2017 of the Parks Health & Safety Sub Committee and items discussed and actions taken were as follows: quad bikes & scramblers; Wandering Horses; Alcohol use in parks; Provision of litter bins in parks in the South Central Area.</p> <p>Dublin South East Area Joint Policing Subcommittee met on 4 occasions during 2017.</p> <p>The three priority issues for the South East Area Joint Policing Subcommittee under the Strategic Plan (2015 – 2021) are as follows:</p> <ul style="list-style-type: none"> • Traffic/cycling • Burglaries/Theft • Prison Service <p>Presentations/Initiatives/Progress for 2017 Presentation on the J-ARC Initiative Presentation on the position and work of the Juvenile Liaison Officer Presentation on the new National Drugs Strategy, 'Reducing Harms Supporting Recovery 2017-2025' Presentation on Dublin City's Contingency Plan in the event of a Citywide Emergency</p>
--	---

Further progress on the “Graffiti is a Crime, Think Don’t Tag” awareness campaign
Dublin Central JPC Subcommittee met on 4 occasions in 2017 and priorities were as set out in Strategic Plan (2015 -2021):

- Reduce anti social behaviour around Halloween
- Licensing/Off Licences
- Victim Support

The Halloween Working Group held 4 meetings to plan for a safe & enjoyable Halloween. Central Area Staff and Gardaí worked with Residents Associations, Festival Steering Committees and local youth services in the lead up to Halloween and on the night itself. Inspection of licensed premises continued with Test Purchasing Operations taking place. Agreement was secured with off-licences to remain closed until 4pm on St. Patrick’s Day. All victims of crime are contacted by victim support staff & are visited by Small Areas Policing Garda who provide support, advice and follow-on investigations. Domestic violence issues are a priority and all domestic violence incidents get immediate response by working units. Small Areas Policing Garda is then dispatched to address the issues from a longer-term perspective, including continuing safety of individuals and support and assistance with ongoing issues.

Dublin North Central JPC Subcommittee met on 4 occasions in 2017. Priorities were as set out in Strategic Plan (2015 – 2021):-

- Policing/Crime/Antisocial behaviour in Parks
- Business/night – time economy
- Graffiti/ Dumping

Presentations/Initiatives/Progress for 2017

- Presentation on the “Community Law & Mediation Service”
- Presentation on “Divisional Policing Plan” by the Gardai
- Presentation on “Gaming & Lotteries” by the Gardai

North Central area initiatives include the following:
Special parks strategic committee set up to deal with parks related antisocial issues by the JPC. Ongoing projects to maximise the safe use & enjoyment of Parks as an amenity for

	<p>positive health & well being, linking in with DCC Sports.</p> <p>Project based activity through sport, done in conjunction with the Drugs Task Force & FAI on substance abuse, awareness and education.</p> <p>Dublin North West JPC Subcommittee met on 4 occasions in 2017 and priorities were as set out in Strategic Plan (2015 – 2021):-</p> <ul style="list-style-type: none"> • C.C.T.V in the Public Domain • Sub Group established to review Youth Services in North West Area • Family Mental Health Support group <p>Work complete in relation to review of the policies, standards & processes associated with provision of CCTV across the city and report made to March 2017 JPC subcommittee.</p> <p>Youth Services in North West Area - Complete Review of Mental Health Services in North West Area to identify gaps in service delivery made by Support group -Complete</p>
<p>To further refine and develop our partnership arrangements with statutory and voluntary agencies and group in supporting safe communities and targeting vulnerable sectors including disadvantaged households, the elderly and others</p>	<p>Achieved via Joint Policing Committee and the Dublin City Centre Business Forum structures (see progress as outlined above)</p>
<p>To provide advice and guidance to enhance the safety of communities.</p>	<p>This is addressed under JPC but through the subcommittees via local Safety Fora.</p> <p>Community Fire Safety is carried out across all sections of Dublin Fire Brigade (DFB) with different initiatives and programmes implemented throughout the community.</p> <ul style="list-style-type: none"> • 104 pre-incident plans devised and premises visited and validated • Community Fire Safety campaigns – Halloween, Christmas, New Years Eve, Smoke Alarm Initiative, Message in a Bottle, Fire Safety for Kids, Fire Safety Art Competition, School visits • Traveller site fire safety education and inspections • 20 schools visits which included 1,500 students • Working with Council officials, the Gardai and the RSA in increasing awareness in road safety for cyclists <p>Safety Week takes place in each of the 5</p>

	areas.
To implement relevant Fire Safety legislation in new and existing buildings to improve fire safety and fire safety management practices.	<p>In 2017 Dublin Fire Brigade:</p> <ul style="list-style-type: none"> • processed 1,407 fire safety certificates and 1,868 licence application and carried out 1343 fire safety inspections on a risk based system to assess compliance under the relevant regulations i.e. nursing homes, hotels , schools pubs and restaurants. • Held Community Fire Safety talks • Utilised social media platform to communicate Fire safety messages •
To coordinate and facilitate Major Emergency Management preparedness and response particularly in relation to disaster planning and adverse weather events.	<p>Crisis Management Steering and Working Group in place to plan for Major Emergency management and evacuation. Major emergency response contact list- updated and circulated Crisis Management arrangements in place Flood plan working draft in place and oil pollution plan in place</p>
To support Civil Defence in the development and utilisation of volunteers in supporting communities in emergencies.	<p>Crisis Management Steering Group in place to provide support to Civil Defence in supporting communities in emergencies Major emergency response contact list- updated and circulated Crisis Management arrangements in place</p>

The Place for Business

Dublin is our capital city – an engine and a hub for economic development. Our ambition is to retain and grow infrastructure, develop activities and utilise technologies to the maximum to ensure that our city is at the forefront of business and economic prosperity.

Goal 1	
To develop the competitive advantage of Dublin as a capital city within a City Region through integrated planning and collaboration within the Greater Dublin Area.	
Objective	Progress
Ensure the co-ordination of strategic infrastructure in the city region to provide for future social, physical and economic growth	<p>Environment and Transportation Department and the SLA Unit continued to ensure that there is a long term relationship between the City Planning Authority and Irish Water in order to ensure continued investment in water and wastewater infrastructure for the City.</p> <p>The Development Plan contains policies and objectives to ensure the co-ordination for strategic infrastructure for the sustainable growth of the city including Luas cross-city, new DART (Dublin Area Rapid Transit) lines and Metro North/South, all in accordance with the National Transport Authority’s (NTA) transport strategy for Greater Dublin Area (GDA) up to 2035.</p> <p>DCC also works to ensure coordination of water, education and health infrastructure.</p> <p>The Economic Development and Enterprise Strategic Policy Committee arranged the “Dublin City Infrastructure Summit” which was held in the Council Chamber. A report was produced that captured the key commentaries from the wide range of stakeholders who were invited to the summit to speak on key infrastructure requirements for the city</p>
Update and implement the Economic Development Action Plan for the City Region, incorporating as necessary a network of economic clusters	<p>The Economic Action Plan is largely being provided through LECP (Local Economic and Community Plan) and the Regional Spatial and Economic Plan.</p> <p>A series of economic actions and projects were delivered in 2017 with the support and oversight of the members of the Economic Development and Enterprise Strategic Policy Committee.</p> <p>To further guide this work a strategic framework document entitled Promoting Economic Development 2018 – 2021 was developed.</p>

<p>Develop an effective alliance across the city regions' business, local government, state agencies and third level sectors to raise Dublin's International profile and brand, through Dublinked and other networks</p>	<p>Dublinked and other networks in the region are being developed.</p> <p>Improve Dublin's Liveability rating international by implementation of the Dublin City Public Realm Strategy.</p> <p>A series of meetings was held with key city stakeholders, setting objectives for collaborative actions and projects to promote Dublin's international profile. The city branding website Dublin.ie produced a range of new content promoting Dublin as a great city and region in which to live, work, learn and invest. Dublin.ie launched an e-zine in Q.4 2017 that attracted 1,000 subscribers by year end.</p>
<p>Assist the new Regional Assembly with the preparation of a new Regional Spatial and Economic Plan</p>	<p>Meetings and workshops took place with the Regional Assembly and are being held on an ongoing basis. The National Planning Framework Ireland 2040 Our Plan was circulated in Q.4 2017 seeking further engagement with individuals and organisations. The Eastern Midlands Regional Assembly will hold a series of workshops in 2018 seeking input from local authorities to the new Regional Spatial and Economic Plan</p>
<p>Co-operate with adjoining Local Authorities to mitigate against climate change in a co-ordinated manner, with particular regard to energy, settlement patterns, transport, waste management, and green corridors</p>	<p>Liaison continues with adjacent Local Authorities on a number of fronts. In 2017 the City Council in partnership with the other Dublin Authorities and through Codema began preparing a Climate Action Plan for 2018 to 2023. The plan will set out the role that the City Council has in responding to the present and future climate change risks facing the region and the actions that are being taken to achieve climate resilience. We expect to bring the draft plan to the SPC in Q1 and go to public consultation on the plan in Q2 2018. There is also agreement on, and funding for, the establishment of a Dublin Metropolitan Region Climate Change Office to implement, manage and coordinate the actions agreed in the Climate Action Plans</p>

Goal 2 To develop Dublin's economic and enterprise potential in order to provide livelihoods to sustain a growing population.	
Objective	Progress
Prepare a new Local Economic and Community Plan, which will help drive the socio-economic recovery of the City	The Dublin City Local Economic and Community Plan 2016 - 2021 was prepared in line with the statutory guidelines. A copy of this plan is available on the Dublin City Council website along with Action Plan for 2017.
Facilitate the expansion of the retail sector to ensure the City Centre remains the primary retail centre of the region, and to support the development of tourism	<p>The relevant College Green proposals contained within the City Centre study have been brought forward as part of the application which was lodged with An Bord Pleanála in May 2017</p> <p>The application lodged with An Bord Pleanála included An Environmental Impact Assessment of the proposals and the design proposals for College Green took full account of its unique heritage</p> <p>The expansion of the retail sector is supported by the implementation of public realm improvements within the city centre. Retail and tourism are further supported by the development of a retail food market. Dublin project progressed.</p> <p>The retail sector is recognised as a vital contributor to the economy and attractiveness of the City Centre. A Dublin City Council Tourism Statement of Strategy and Work Programme 2017 – 2022 was developed to raise awareness of the key role played by Dublin City Council in the promotion of tourism in Dublin.</p>
Identify emerging growth areas and produce further Local Area Plans to bring forward the social and economic growth of the city.	Growth areas identified in Poolbeg West, environs of St. James' Hospital and Cherry Orchard, for which LAPs/ Strategic Development and Regeneration Area (SDRA)s/SDZs are being progressed.
Produce an updated suite of economic and enterprise development policies in the new City Development Plan 2016-2022	<p>A new suite of economic policies are indicated in plan, including recognition of cruise expansion, health sector and third level education as drivers of the city economy.</p> <p>Economic and Enterprise objectives are contained in the Dublin City Development Plan 2016-2021</p>

<p>Ensure the successful development of the key Growth Areas in the City through the implementation of the Development Plan, the Local Area Plans (LAPs), the Docklands Strategic Development Zone (SDZ) and the Grangegorman SDZ</p>	<p>18 SDRAs, 7 LAPs, 1 SDZ and 31 LEIPs have been identified in the plan, which cumulatively when implemented will have a transformative effect on the quality of the capital city.</p>
---	---

Goal 3

To provide for the safe, sustainable and efficient movement of people, and manage the efficient movement of goods and transport in the city, in a sustainable manner.

Objective	Progress
Ensure transportation planning is adequately resourced to represent Dublin's best interests in forming a central input into local and national development plans	It is the responsibility of the Transportation Planning Section to meet Environment and Transportation Department's obligations with regard to the statutory planning processes of Development Management & Strategic/Forward Planning. This involves forming a central input to national, regional, city and local development plans as well as inputting to every development site through the planning application process.
Ensure national and local road safety initiatives are implemented to maintain Dublin as one of the safest cities in Europe for pedestrians	The Traffic Advisory Group and the Transportation Management Sections actively work on safety initiatives and in 2017 introduced 30 kph areas throughout the City with further extensions of areas planned in 2018.
Place the pedestrian at the highest level of priority in transportation planning followed by cycling, public transport, goods and other vehicles	<p>Dublin City Centre Public Realm Master Plan and the City Centre Transportation Study affirm the movement hierarchy for the city in order to make Dublin a pedestrian friendly city.</p> <p>The Transportation Planning section through its ongoing work ensures that the design of all new developments, masterplans, local area plans and SDZs place the pedestrian at the top of the movement hierarchy as per national regional and city policy. Through the development management process, buildings are set back to provide wider footpaths, new pedestrian crossings are provided, existing pedestrian crossings are improved and public realm is expanded.</p> <p>The Heart of the City, the public realm masterplan for the city core aims to provide a pedestrian friendly city core with more space and more route options for pedestrians in the city centre. Preparations for two Part 8s to implement part of the masterplan began in 2017.</p> <p>The Promotion team works in partnership with Green Schools to address barriers identified by children to walking to school. During 2017, the E&T department proactively improved routes to several schools to include improved crossing facilities, signage and line markings.</p>
Optimise our investment in Intelligent Transport Systems (ITS) to ensure traffic movement is optimised.	For LUAS Cross city 32 junctions and crossings had Tram Automatic Vehicle Locator System (AVLS) interface equipment added and traffic

	<p>signal controllers programmed to allow for tram movements. The controllers were connected via fibre optic cable to the DCC Sydney Co-ordinated Adaptive Traffic System (SCATS) system. This major piece of Intelligent Traffic System infrastructure was designed and put in place by Dublin City Council staff.</p>
<p>Implement the traffic management plan recommendations in the strategic study for Dublin City.</p>	<p>In 2017 the City Centre Projects Team led by a newly appointed Senior Engineer, continued their work on implementing the proposals for College Green. An Environmental Impact Assessment was undertaken and put out for public consultation.</p> <p>The North and South Quays bus lanes projects were designed and implemented in 2017.</p> <p>The relevant College Green proposals contained within the City Centre study have been brought forward as part of the application which was lodged with An Bord Pleanála in May 2017</p> <p>The application lodged with An Bord Pleanála included An Environmental Impact Assessment of the proposals and the design proposals for College Green took full account of its unique heritage</p>
<p>Ensure transportation planning follows the Design Manual for Urban Streets and Roads (DMURS) and is in line with the Government Policy 'Smarter Travel – A Sustainable Transport Future'</p>	<p>The Smarter Travel policy document promotes behavioural change and a shift to sustainable travel. DMURS recommends place making and multi-disciplinary working. The Transportation Planning team is a multi-disciplinary team that works at both strategic and local level to bring about a shift to sustainable travel. The Promotion side of the team proactively engages with citizens, businesses, schools and elected representatives to bring about positive behavioural change. In 2017, the Hike It Bike It Like It Dublin! promotional campaign was launched with a view to extending a demonstration behavioural change programme to the rest of the city.</p> <p>Through its ongoing work, the Transportation Planning team influences the design of the street network, neighbourhoods, public realm and the wider city. It does so in line with DMURS with an emphasis on the pedestrian first and place making.</p>
<p>Provide the most efficient parking service to citizens and users of Dublin's city and neighbourhood roads and streets</p>	<p>Almost 29,000 additional motorists signed up to the Councils Cashless Parking payment service, Parking Tag, in 2017 bringing the total that have signed up to the service since its introduction to 175,985 with 4.48 million cashless transactions completed in 2017. Just over 165,000 transactions were made using the once off payment facility, charging directly to mobile or debit/credit card. Almost 74% of all Parking Tag</p>

	<p>payments were made through the Parking Tag App.</p> <p>12,840 Resident parking Permits were issued in 2017 with over 269,000 Visitor Parking permits also issued.</p> <p>Over 23,000,000 parking events took place in Dublin City in 2017. 55,618 (0.2%) of all parking events resulted in enforcement action with 42% of all enforcements for traffic related offences. Just under 5% of all enforcements were appealed with only 16% of those, or 487, appeals upheld receiving a full refund. This represents under 0.0002% of all parking events in 2017.</p> <p>There were a total of 550 new Pay and Display Ticket Machines introduced on-street by the end of 2017, 60 of which accept coin or debit/credit card payment for parking</p>
<p>Implement the Dublin City recommendations from the Greater Dublin Cycle network</p>	<p>During 2017 the following was achieved:</p> <ul style="list-style-type: none"> • Liffey cycle route continued to work up options for consideration. • Fairview to City centre prepared part VIII documents and designs. • Dodder Greenway continued design work on the interface section with the Flood defences. • Sutton to Sandycove (S to S) route construction work continued on scheme with a view to opening it in 2017. • Finalisation of the design of the Royal Canal Cycle and Pedestrian Route Phase 2 and Phase 3.
<p>Pursue appropriate Smart City projects with leading international I.T. companies</p>	<p>Dublin City Council, through the Smart Dublin programme – a collaboration of the four Dublin local authorities, has had a number of successful outcomes during 2017. The Smart Dublin programme was initiated to ensure that Dublin takes full advantage of some of the big tech trends that are transforming how we live and work. These trends include Mobile, Cloud Computing, the Internet of Things (IOT), Big Data, Machine Learning and Artificial Intelligence. One of the main concepts is to turn our city challenges into opportunities for innovation, addressing areas such as traffic congestion and mobility, how we respond to extreme weather events, improving energy efficiency and environment performance for example. At the centre of this is also how we improve citizen engagement and drive more efficient service delivery.</p>

2017 finished on a positive note with 'Smart Dublin' nominated for the Smart City of the Year Award at the Smart City Expo and World Congress in Barcelona.

Up to 1 million euro funding made available to create new opportunities for start-ups and entrepreneurs.

Dublin City Council in partnership with Smart Dublin and Enterprise Ireland are supporting entrepreneurs to solve city challenges and are delivering one of the largest smart city innovation programmes globally. This programme is being delivered through Enterprise Ireland's Small Business Innovation Research programme (SBIR). During 2017 four challenges were launched to source solutions to help scale up cycling, address illegal dumping, better monitor flooding risk across Dublin and make it easier for people to get around the city. To date 23 companies have benefitted from funding of between €12,500 and €25,000 each as well as working alongside local authority teams to design and pilot their solutions across Dublin generating new opportunities to scale their solutions internationally.

A key achievement has been the development of the Smart Docklands initiative. Smart Docklands is Dublin's new smart city testbed, with the aim of becoming the most connected business and living district in the world. With a strong focus on connectivity and use cases; driven by engagement with large tech companies, start-ups, researchers and innovators, it will act as a platform to leverage world-class and cutting-edge technology to Ireland.

This district will showcase what can happen when a city district develops the level of sensor density and connectivity to make a significant jump in the quality of life for all the people of the area.

The Smart Docklands District, with its density of new builds, global tech companies, smart assets and range of connectivity options, provides a unique platform for SMEs and entrepreneurs to develop new and innovative solutions that will transform the way our cities operate. It will also serve as a model for many other areas as they adopt the smart city solutions that work best for their unique circumstances.

	<p>Engaged in Smart cities H2020 projects</p> <p>ISCAPE(Improving the smart control of air pollution in Europe) – Dublin City is providing support to Trinity College and University College Dublin (UCD) who is leading this €13 million project. The project team comprises of a consortium of 15 – including Cities, Universities, Institutes and private businesses. Dublin City is to be a demonstration City in relation to some of the outputs of the project. The project will be complete in September 2019. This project made the short list of 3 in the Green Digital Charter Awards in 2017</p> <p>Transportation Planning & Smart Initiatives: The Transportation Planning team works closely with the Smart City team and external stakeholders to develop innovative approaches to transport and to develop applications for new technology in the transport area. In 2017, the team partnered with Smart City and Enterprise Ireland to continue to support the SBIR (Phase 2) Cycle Challenge process. This encourages entrepreneurs and innovators to find solutions to city challenges. In the summer of 2017, the team worked closely with one of the SBIR teams to apply their innovative technology to Green Schools. Bike Share based on app technology was another project on which the team led which resulted in the preparation of Bye Laws in 2017.</p>
<p>Ensure local safety issues are addressed through the efficient use of the TAG (Traffic Advisory Group) system.</p>	<p>Further reviews of the TAG system were undertaken in 2017 with a view to streamlining the processes. The Confirm element of TAMS was introduced in 2017.</p>

GLOSSARY OF TERMS

AHB's	Approved Housing Bodies
AVLS	Automatic Vehicle Locator System
BEC	Better Energy Community
BER	Building Energy Rating
CAB	Criminal Assets Bureau
CRM	Customer Relationship Management
DART	<i>Dublin Area Rapid Transit</i>
DCC	Dublin City Council
DCCAE	Department of Communication, Climate Action and Environment
DCU	Dublin City University
DDHS	Dublin District Heating System
DFB	Dublin Fire Brigade
DH	District Heating
DHPLG	Department of Housing, Planning, and Local Government
DMURS	Design Manual for Urban Streets and Roads
DRHE	Dublin Regional Homeless Executive
ECF	European Cyclists' Federation
EIB	European Investment Bank
EMR	Eastern-Midlands Region
EPA	Environmental Protection Agency
EPIC	Empowering Young People in Care
EU	European Union
EUROPOL	European Union Agency for Law Enforcement Cooperation
GDA	Greater Dublin Area
HAP	Housing Assistance Payments
HLI	Housing Land Initiative
HSE	Health Service Executive
IAWATST	Interesting and Weird at the same time
IMMA	Irish Museum of Modern Art
IMPEL	European Union Network for the Implementation and Enforcement of Environmental Law
IoT	Internet of Things
ISCAPE	Improving the smart control of air pollution in Europe
ISLA	Irish, Spanish & Latin American
ITS	Intelligent Transport Systems
JPC's	Joint Policing Committees
LAP	Local Area Plan
LCC	Luas Cross City
LCDC	Local Community Development Committee
LECP	Local Economic and Community Plan 2016 – 2021
LEIP	Local Environmental Improvement Plans
LIHAF	<i>Local Infrastructure Housing Activation Fund</i>
MARP	Mortgage Resolution Process
MoU	Memorandum of Understanding
MRFs	Mixed Recycling Facilities
MTR	Mortgage to Rent Scheme
MUGA	Multi Use Games Area
NIEA	Northern Ireland Environment Agency
NTA	National Transport Authority

NTFSO	National Transfrontier Shipment Office
NTMA	National Treasury Management Agency
OPW	Office of Public Works
PASS	Pathway Accommodation and Support System
PPN	Public Participation Network
RTE	Raidió Teilifís Éireann
S to S	Sutton to Sandycove
SBIR	Small Business Innovation Research
SCATS	Sydney Co-ordinated Adaptive Traffic System -Dublin City Council's traffic management system
SDRA	Strategic Development and Regeneration Area
SDZ	Strategic Development Zone
SICAP	Social Inclusion and Community Activation Programme
SLA	Service Level Agreement
SPC	Strategic Policy Committee
SUDS	Sustainable Urban Drainage Systems
TAG	Traffic Advisory Group
TAMS	Transportation Asset Management System
TII	Transport Infrastructure Ireland
UCCN	UNESCO Creative Cities Network
UCD	University College Dublin
UNESCO	United Nations Educational, Scientific and Cultural Organization
PPP	Public Private Partnership